

OKLAHOMA

MEN'S BASKETBALL

Mike Houck, Associate Communications Director

McClendon Center for Intercollegiate Athletics

180 West Brooks, Suite 2525 | Norman, OK 73019

Office: (405) 325-8227 | Cell: (405) 249-5892 | E-Mail: mhouck@ou.edu

www.SoonerSports.com | Twitter: @SoonerSportscom; @SoonerHoops; @LonKruger

26 NCAA Tournaments | 4 Final Fours | 14 Conference Championships | 30 All-Americans | 27 Postseason Appearances In The Last 30 Years

Oklahoma Schedule/Results

N1 NORTHEASTERN STATE (Ex.) W 85-51
N6 WASHBURN (Ex.) W 85-59

N11 IDAHO STATE W 78-74
N18 COPPIN STATE W 92-65
N24 vs. Washington State # W 74-59
N25 vs. Santa Clara # W 85-73
N27 vs. Saint Louis # L 63-83

D2 SACRAMENTO STATE W 82-53
D8 ORAL ROBERTS W 73-59
D10 ARKANSAS W 78-63
D17 vs. Houston \$ W 79-74
D21 SOUTH CAROLINA STATE W 83-48
D29 at Cincinnati % L 55-56
D31 NORTHWESTERN STATE W 83-63

J3 at Missouri L 49-87
J7 KANSAS L 61-72
J9 at Oklahoma State L 65-72
J14 KANSAS STATE W 82-73
J17 TEXAS TECH W 64-55
J21 at Texas A&M L (OT) 75-81
J24 BAYLOR L 65-77
J28 at Kansas State 6 p.m. FSMW

F1 at Kansas 8 p.m. ESPNU
F4 IOWA STATE 5 p.m. ESPN/2
F6 MISSOURI 6 p.m. ESPNU
F11 at Texas Tech 7 p.m. TTSN
F14 TEXAS 7 p.m. Big 12
F18 at Iowa State 12:30 p.m. Big 12
F22 OKLAHOMA STATE 7 p.m. Big 12
F25 at Baylor 12:30 p.m. Big 12
F29 at Texas 8 p.m. ESPN2

M3 TEXAS A&M 3 p.m. Big 12
M7-10 Big 12 Championship ^ TBD B12/ESPN
M15-18 NCAA First/Second Rounds TBD CBS
M22-25 NCAA Regionals TBD CBS
M31/A2 NCAA Final Four TBD CBS

All times Central and subject to change

76 Classic (Anaheim, Calif.)

\$ All-College Classic (Oklahoma City)

% at U.S. Bank Arena

^ Kansas City, Mo.

"Big 12" is Big 12 Network regional television

"FSMW" is Fox Sports Midwest

"TTSN" is Texas Tech Sports Network

Radio (Sooner Sports Network)

Play-by-Play.....Toby Rowland

Analyst.....Mike Houck

TV (Fox Sports Midwest)

Play-by-Play.....Ben Boyle

Analyst.....Stan Weber

OKLAHOMA (12-7, 2-5)
SOONERS

At a Glance

Date.....Saturday, Jan. 28
Site.....Manhattan, Kan.
Tip Time.....6:10 p.m. CT
Radio.....KOKC 1520 AM in OKC;
.....KTBB 1430 AM in Tulsa
TV.....FS Midwest; ESPN Full Court
Series.....Oklahoma leads 103-91
Last Meeting.....OU won 82-73 (1/14/12)

No. 22/24 KANSAS STATE (15-4, 4-3)
WILDCATS

PROJECTED OKLAHOMA STARTERS

4 ANDREW FITZGERALD • F
6-8 • 247 • Jr. • Baltimore, Md.
Brewster Academy (N.H.)

PTS	REB	FG%	MIN
13.3	5.4	.493	27.2



NOTES: Has scored in double figures in 14 straight games ... Averaging 15.0 points on .514 FG shooting in those outings (averaged 8.4 on .400 shooting first five games) ... Has scored at least 17 points in five of last 10 contests ... Scored a season-high 21 points vs. No. 18 K-State (9-for-10 FGs) Jan. 14 ... Ranks 12th in Big 12 with his 15.0 points per league game ... An honorable mention All-Big 12 pick last year ... Has started 52 straight games.

24 ROMERO OSBY • F
6-8 • 232 • Jr. • Meridian, Miss.
Mississippi State University

PTS	REB	FG%	MIN
12.1	8.3	.500	29.4



NOTES: Averaging 14.3 points and team-high 7.4 rebounds in Big 12 play ... Leads league with 3.2 offensive boards per game and ranks second with six double-doubles ... Has grabbed at least 10 boards eight times ... Paces team with 22 blocks ... Has scored a career-high 18 points in four of last eight games ... Averaging 17.0 points over the last five games ... Has 30 of team's 49 dunks on the year (61 percent) ... Leads team with 8 charges taken.

1 SAM GROOMS • G
6-1 • 203 • Jr. • Greensboro, N.C.
Chipola College (Fla.)

PTS	REB	AST	MIN
6.5	3.0	5.5	30.6



NOTES: Has started all 19 games at point guard ... Ranks fourth in Big 12 in assists (5.5) and first in assist-to-turnover ratio (2.8) ... Has recorded least 8 assists five times ... Has 27 assists and 5 turnovers over the last four games (5.4 ratio) ... Averaging just 1.6 turnovers in Big 12 play ... Averaging 30.6 minutes to rank second on team (played 44 of 45 at Texas A&M Saturday) ... Rated as country's No. 3 juco prospect last year by JucoRecruiting.com.

2 STEVEN PLEDGER • G
6-4 • 222 • Jr. • Chesapeake, Va.
Atlantic Shores Christian School

PTS	REB	3FG%	MIN
17.2	4.1	.427	32.2



NOTES: Ranks No. 4 in Big 12 in scoring (17.2) and in treys per game (2.6) ... Ranks eighth in league in field goal percentage (.473), sixth in 3-point FG percentage (.427) and fourth (10th nationally) in free throw percentage (.900) ... Has five 20-plus scoring efforts this season after recording three all of last year ... Averaging 20.0 points (.569 FG%) in wins and 12.7 (.333 FG%) in losses ... Has made 36 of last 37 free throw attempts (20-for-20 in Big 12).

21 CAMERON CLARK • G
6-6 • 198 • So. • Sherman, Texas
Sherman High School

PTS	REB	AST	MIN
8.3	3.5	1.5	24.9



NOTES: Returned to starting lineup Tuesday after coming off bench previous three games (started first 47 games of his career) ... Averaging 6.8 points over last 12 games after averaging 14.0 the previous five ... All five of his 3-pointers on year came in back-to-back December games vs. Sacramento State and Oral Roberts ... Shot .474 from field last year but owns a .389 mark this season ... Consensus national top-40 recruit out of high school.

OKLAHOMA'S TOP RESERVES

No.	Name	Position	Height	Weight	Class	Points	Rebounds	Assists	Minutes
15	Tyler Neal	F	6-7	227	So.	4.5	2.6	0.7	14.9
14	Carl Blair	G	6-2	205	Jr.	4.1	2.1	2.7	16.1
5	C.J. Washington	F	6-7	230	Sr.	2.3	3.2	0.3	9.9
32	Casey Arent	C	6-10	227	Jr.	1.5	2.3	0.1	7.7
31	Barry Honoré	F	6-7	270	Sr.	0.9	1.0	0.1	5.1

PROJECTED KANSAS STATE STARTERS

No.	Name	Position	Height	Weight	Class	Points	Rebounds	Assists	Minutes
32	Jamar Samuels	F	6-7	230	Sr.	10.5	6.5	1.2	25.6
42	Thomas Gipson	F	6-7	275	Fr.	8.7	5.7	1.1	20.4
13	Angel Rodriguez	G	5-11	180	Fr.	6.9	2.2	2.3	18.1
22	Rodney McGruder	G	6-4	205	Jr.	15.5	5.6	1.4	31.6
55	Will Spradling	G	6-2	180	So.	10.4	2.3	2.7	29.7

Head Coach Lon Kruger

► Lon Kruger was named Oklahoma's 14th head men's basketball coach on April 1, 2011.

► Owns a 491-311 (.612) collegiate record over 25 years.

► Has coached at Texas-Pan American (52-59 record from 1982-86), Kansas State (81-46 from 1986-90), Florida (104-80 from 1990-96), Illinois (81-48 from 1996-00) and UNLV (161-71 from 2004-11).

► Served as head coach of NBA's Atlanta Hawks from 2000-03 (69-122 record) and was an assistant for New York Knicks (2003-04 season).

► Averaged 25.4 wins at UNLV over the last five years (four NCAA appearances and one NIT trip) and won at least 21 games each of those five seasons.

► Coached UNLV to a 55-25 (.688) Mountain West Conference record the last five seasons.

► Has taken teams to 13 NCAA Tournaments (14-13 record) and four NITs (4-5 record).

► Coached Florida to the 1994 Final Four, Kansas State to the 1988 Elite Eight and UNLV to the 2007 Sweet 16.

► Has led all five of the college programs he has coached to 20-win seasons.

► Is one of five coaches in Division I college basketball history to take four different schools to the NCAA Tournament and is one of three coaches to win an NCAA Tournament game at four schools.

► Is one of just two head coaches in Division I history to lead at least four different schools to multiple NCAA Tournament wins.

► Is one of four coaches to lead three different schools to NCAA Sweet 16 appearances.



Lon Kruger Year by Year

Year	School	Record	Pct.
1982-83	Pan American	7-21	.250
1983-84	Pan American	13-14	.481
1984-85	Pan American	12-16	.429
1985-86	Pan American	20-8	.714
1986-87	* Kansas State	20-11	.645
1987-88	* Kansas State	25-9	.735
1988-89	* Kansas State	19-11	.633
1989-90	* Kansas State	17-15	.531
1990-91	Florida	11-17	.393
1991-92	^ Florida	19-14	.576
1992-93	^ Florida	16-12	.571
1993-94	* Florida	29-8	.784
1994-95	* Florida	17-13	.567
1995-96	Florida	12-16	.429
1996-97	* Illinois	22-10	.688
1997-98	* Illinois	23-10	.697
1998-99	Illinois	14-18	.438
1999-00	* Illinois	22-10	.688
2004-05	^ UNLV	17-14	.548
2005-06	UNLV	17-13	.567
2006-07	* UNLV	30-7	.811
2007-08	* UNLV	27-8	.771
2008-09	^ UNLV	21-11	.656
2009-10	* UNLV	25-9	.735
2010-11	* UNLV	24-9	.727
2011-12	Oklahoma	12-7	.632
Totals		491-311	.612

* NCAA Tournament

^ National Invitation Tournament

SATURDAY'S GAME BASICS

Oklahoma head coach **Lon Kruger** will coach against his alma mater in Manhattan, Kan., for the first time when his Sooners (12-7 overall, 2-5 Big 12) take on No. 22/24 Kansas State (15-4, 4-3) Saturday at 6 p.m. CT. OU is coming off a 77-65 home loss to No. 6 Baylor, the first of three straight games against top-25 opponents. The Wildcats, a 69-47 victor at Texas Tech Wednesday, have won three straight after a 1-3 league start. Saturday's contest will air on the Sooner Radio Network (KOKC AM 1520 in Oklahoma City; KTBZ AM 1430 in Tulsa) with **Toby Rowland** and **Mike Houck** announcing. The game will be televised by FS Midwest (carried by FS Oklahoma on state cable systems and by ESPN Full Court) with **Ben Boyle** and **Stan Weber** calling the action.

SOONER STORYLINES

► Oklahoma holds a 103-91 all-time series lead against Kansas State but is 35-55 versus the Wildcats in Manhattan. OU won the first meeting this year, 82-73, on Jan. 14 in Norman.

► **Lon Kruger** will be making his first coaching appearance in Manhattan against his alma mater on Saturday. A 1975 Kansas State graduate, he holds a 3-2 record against the Wildcats, but none of those games took place on the KSU campus. He is 1-0 vs. K-State as head coach at OU, went 1-1 while at UNLV, 1-0 while at Illinois and 0-1 while at UT-Pan American). He was the 1973 and 1974 Big Eight Player of the Year as a Wildcat and saw his No. 12 jersey retired in 2006.

► Oklahoma assistant coach **Steve Henson** broke 21 school records as a player at Kansas State (1987-90) and still holds KSU career standards for assists (582), assists per game (4.6), free throw percentage (.900), minutes (4,474), minutes per game (35.2), starts (118), consecutive games played (127) and consecutive starts (118). He is the only K-State player to participate in four consecutive NCAA Tournaments.

► Out of 338 Division I teams, OU ranks No. 18 nationally in offensive rebounds per game (14.6), No. 36 in total rebounds per game (38.6) and No. 32 in free throw percentage (.743).

► OU has been held to a total of 25 3-point makes over the last eight games (3.1 average) and junior guard **Steven Pledger** has 19 of the conversions during the stretch. The Sooners averaged 6.7 treys over their first 11 games.

► In OU's wins, Pledger is averaging 20.0 points on .569 field goal shooting. In the team's losses, Pledger is averaging 12.7 points on .333 shooting.

► OU is the only school in the Big 12 that has three players ranked in the top 14 in scoring in league play. **Andrew Fitzgerald** averages 15.0 points a game and is followed by fellow juniors Pledger (14.6) and **Romero Osby** (14.3). The trio has combined for 307 of the team's 461 points (67 percent) in conference play.

► In Big 12 games, Oklahoma leads the league with its +2.9 average turnover margin. OU averages just 11.0 turnovers while opponents average 13.9. The Sooners have outscored league foes 119-94 off turnovers.

► The Sooners have scored at least 75 points 10 times in their 19 games after doing it seven times in their 32 contests last year.

Stats Comparison



CATEGORY	OU	KSU
Overall Record	12-7	15-4
Points Per Game	72.9	74.5
Opp. Points Per Game	67.7	63.6
Rebounds Per Game	38.6	39.8
Rebounding Margin	+4.6	+6.9
Field Goal Pct.	.441	.445
Opp. Field Goal Pct.	.420	.392
3-Point Pct.	.365	.333
Opp. 3-Point Pct.	.334	.282
Free Throw Pct.	.743	.644
Personal Fouls Per Game	17.3	20.8
Assists Per Game	13.9	14.7
Turnovers Per Game	12.5	15.1
Blocked Shots Per Game	3.6	4.7
Steals Per Game	6.8	6.2



► Steven Pledger

OKLAHOMA NUMERICAL ROSTER

No.	Name	Position	Height	Weight	Class	Hometown (Last School)
1	Sam Grooms	G	6-1	203	Jr.	Greensboro, N.C. (Chipola College [Fla.])
2	Steven Pledger**	G	6-4	222	Jr.	Chesapeake, Va. (Atlantic Shores Christian School)
3	T.J. Franklin	G	5-11	175	Sr.	Fort Worth, Texas (North Crowley HS)
4	Andrew Fitzgerald**	F	6-8	247	Jr.	Baltimore Md. (Brewster Academy [N.H.])
5	C.J. Washington*	F	6-7	230	Sr.	Stringtown, Okla. (Connors State JC)
12	Jarrod Kruger#	G	6-1	174	So.	Topeka, Kan. (Kansas State University)
13	James Frascilla	G	5-10	142	Fr.	Dallas, Texas (Highland Park HS)
14	Carl Blair*	G	6-2	205	Jr.	Houston, Texas (University of New Orleans)
15	Tyler Neal*	F	6-7	227	So.	Oklahoma City, Okla. (Putnam City West HS)
21	Cameron Clark*	G	6-6	198	So.	Sherman, Texas (Sherman HS)
22	Amath M'Baye#	F	6-9	214	Jr.	Bordeaux, France (University of Wyoming)
24	Romero Osby	F	6-8	232	Jr.	Meridian, Miss. (Mississippi State University)
31	Barry Honoré*	F	6-7	270	Sr.	Garland, Texas (Southern University)
32	Casey Arent	C	6-10	227	Jr.	Penryn, Calif. (Sierra College)

* Letters earned at Oklahoma #Sitting out 2011-12 season

2011-12 Big 12 Standings

Through Friday, Jan. 27

Team	Big 12			Overall		
	W	L	Pct.	W	L	Pct.
Kansas	7	0	1.000	17	3	.850
Missouri	5	2	.714	18	2	.900
Baylor	5	2	.714	18	2	.900
Kansas State	4	3	.571	15	4	.789
Iowa State	4	3	.571	14	6	.700
Texas	3	4	.429	13	7	.650
Oklahoma State	3	4	.429	10	10	.500
Oklahoma	2	5	.286	12	7	.632
Texas A&M	2	5	.286	11	8	.579
Texas Tech	0	7	.000	7	12	.368



Oklahoma Quick Facts

Official Name: University of Oklahoma

Location: Norman, Okla.

Founded: 1890

Enrollment: 30,754

Nickname: Sooners

Colors: Crimson and Cream

President: David L. Boren

Athletics Director: Joe Castiglione

Arena: Lloyd Noble Center (12,000)

First Year of Basketball: 1907-08

NCAA Tournament Appearances: 26

NIT Appearances: 7

All-Time Record: 1,537-985 (.609)

Regular Season Conference Championships: 14 (1928, 1929, 1939, 1940, 1942, 1944, 1947, 1949, 1979, 1984, 1985, 1988, 1989, 2005)

Conference Tournament Championships: 7 (1979, 1985, 1988, 1990, 2001, 2002, 2003)

Head Coach: Lon Kruger (Kansas State '75)

Career Record: 491-311 (26th year)

Oklahoma Record: 12-7 (first year)

NCAA Appearances: 13 (most recent 2011)

NIT Appearances: 4 (most recent 2009)

Assistant Coaches: Chris Crutchfield (Nebraska-Omaha '92), Steve Henson (Kansas State '90), Lew Hill (Wichita State '88)

Director of Operations: Mike Shepherd (Kansas State '92)

Director of Student-Athlete Performance: Jozsef Szendrei (Oklahoma '03)

Video Coordinator: Scott Thompson

Equipment Manager: Marco Griego

Graduate Managers: Wade Mason, Teddy Owens

Athletics Trainer: Alex Brown

Team Physician: Dr. Brock Schnebel

Official Website: SoonerSports.com

► Oklahoma has been superb at the free throw line in Big 12 play with its .765 mark (ranks third). Pledger (20-for-20), **Cameron Clark** (16-for-19) and **Carl Blair** (16-for-19) are a combined 52-for-58 (.897) at the stripe. Pledger has missed one free throw since Dec. 10 (36 for his last 37).

► Rebounding was a major strength for OU in non-conference play. The Sooners finished that portion of their schedule with a +10.4 average rebounding margin. They have been outboarded in five of their seven league games, however, and own a -5.3 average margin in those seven. OU boasts a 277-230 offensive rebounding advantage on the year.

KRUGER VS. HIS ALMA MATER

A 1975 Kansas State graduate, OU head coach **Lon Kruger** is 3-2 all-time against his alma mater after the Sooners' 82-73 win over the Wildcats on Jan. 14. The Big Eight Conference Player of the Year his junior and senior seasons (1972-73 and '73-74), Kruger, whose No. 12 K-State jersey is retired, also coached the Wildcats from the 1986-87 through '89-90 seasons. As a coach, he led the Wildcats to an 81-46 record and to NCAA Tournament appearances each of his four years in Manhattan, including the Elite Eight in 1988. As UNLV's head coach, Kruger posted a 1-1 record against KSU (won 63-59 last season in Kansas City; lost 95-80 in 2009-10 in Las Vegas). He also notched an 81-48 home win during the 1999-00 season as Illinois' head coach. His Texas-Pan American team lost a 75-68 contest to the Wildcats in 1984-85 in the Runnin' Rebel Classic in Las Vegas.

PLEDGER AMONG BIG 12'S OFFENSIVE LEADERS

► After averaging 8.6 points and shooting .386 from the field and .345 from 3-point range over his first two seasons, junior guard **Steven Pledger** is averaging 17.2 points this year while shooting .473 from the field and .427 from long distance. Pledger ranks fourth in the Big 12 in scoring, free throw percentage (.900; 10th nationally) and 3-pointers per game (2.6), sixth in 3-point field goal percentage and eighth in field goal percentage.

► Pledger has scored in double figures in 17 of his 18 outings (held to nine Jan. 9 at Oklahoma State). He has scored at least 20 points five times after doing it three times all of last season, and has netted at least 15 points on seven other occasions.

► Pledger has made 104 field goals this year, already putting him at 93 percent of last year's total (112).

MORE INDIVIDUAL NOTES

► Junior forward **Andrew Fitzgerald** has scored in double figures in each of the last 14 games (averaging 15.0 points during the stretch on .514 shooting) after doing it just twice in OU's first five outings (averaged 8.4 points on .400 shooting). He has scored at least 17 points in five of the last 10 outings, including a season-high 21 Jan. 14 against Kansas State when he made a career-high nine field goals on 10 attempts. Fitzgerald leads the team and ranks 12th in the Big 12 with his 15.0 scoring average in league play. He also ranks fifth in the Big 12 (all games) with his .493 field goal percentage.

► Junior point guard **Sam Grooms** leads the Big 12 in assist-to-turnover ratio (2.8) and ranks fourth in assists (5.5). He has recorded one or zero turnovers nine times in 19 games, including each of the last three outings. Only one Sooner in the last 15 years averaged more assists per game for an entire season than Grooms' current 5.5 average (6.9 by **Terrell Everett** in 2005-06).

► Junior forward **Romero Osby** leads the Big 12 with his 3.2 offensive rebounds per game and ranks third with his 8.3 overall boards per outing. He is also tied for second with six double-doubles. He has recorded at least 10 rebounds on eight occasions this year (his career high entering the season was eight rebounds). Osby, who pulled down a career-high 18 boards vs. South Carolina State on Dec. 21, is averaging 17.0 points and 8.0 rebounds over the last five games (shooting .585 from the field during the stretch). He has scored a career-high 18 points in four of the last eight outings, including OU's Jan. 14 win over Kansas State.

► Sophomore guard **Cameron Clark** returned to the starting lineup Tuesday against Baylor after coming off the bench the previous three games (the only non-starts of his career). Clark, who has been held to single-digit scoring eight times in the last 10 games after scoring at least 10 points in six of the previous seven outings, is averaging 8.3 points on .389 shooting this year. Last season, he averaged 9.3 points on .474 shooting. All five of his 3-point makes this year came in back-to-back December games.

CLEANING THE GLASS

► OU ranks second in the Big 12 and 36th nationally in rebounds per game (38.6). It also ranks No. 2 in the league and No. 18 nationally with its 14.6 offensive rebounds per game, and No. 3 in the conference in offensive rebounding percentage at .400. The tallest Sooner in the starting lineup is 6-8.

► The Sooners have been outrebounded just six times on the year, but five of those occasions have taken place in seven Big 12 games.

► Oklahoma's top two rebounding totals of the 16-year Big 12 era have been recorded this year (63 vs. S.C. State and 61 vs. Coppin State). They are the two highest totals among Big 12 teams on the season.

► OU has pulled down double-digit offensive rebounds in 15 of 19 games and is averaging 14.6 offensive boards per contest to its opponents' 12.1.

► The Sooners are averaging 6.1 more offensive rebounds per game this year than they did last season (14.6 to 8.5).

PREVIEWING KANSAS STATE

► After going 1-3 to start Big 12 play, No. 22/24 Kansas State has reeled off three straight wins and is tied for fourth place in the league with Iowa State. The Wildcats are 9-1 at home, with their only defeat coming by two points (75-73) to then-No. 4 Baylor on Jan. 10. They are coming off a 69-47 victory at Texas Tech on Wednesday, a game in which they outscored the Red Raiders 27-7 off turnovers.

Romero Osby's Double-Digit Rebounding Games

Opponent	Rebs.
Idaho State	10
Coppin State	10
vs. Santa Clara	10
vs. Houston	10
South Carolina State	18
at Cincinnati	12
at Oklahoma State	10
Baylor	11

AP Top 25 Poll

January 23

School	Record
1. Kentucky (61)	19-1
2. Missouri (2)	18-1
3. Syracuse (2)	20-1
4. Ohio State	17-3
5. Kansas	16-3
6. Baylor	17-2
7. North Carolina	16-3
8. Duke	16-3
9. Georgetown	16-3
10. Michigan State	16-4
11. Murray State	20-0
12. UNLV	18-3
13. San Diego State	17-2
14. Florida	15-4
15. Creighton	18-2
16. Indiana	16-4
17. Marquette	16-4
18. Mississippi State	16-4
19. Virginia	15-3
20. Michigan	15-5
21. St. Mary's	19-2
22. Kansas State	14-4
23. Florida State	13-6
24. Connecticut	14-5
25. Wisconsin	16-5

ESPN/USA Today Top 25 Poll

January 23

School	Record
1. Kentucky (31)	19-1
2. Missouri	18-1
3. Ohio State	17-3
4. Syracuse	20-1
5. Kansas	16-3
6. Duke	16-3
7. Baylor	17-2
8. North Carolina	16-3
9. Murray State	20-0
10. Georgetown	16-3
11. Michigan State	16-4
12. San Diego State	17-2
13. Florida	15-4
14. Creighton	18-2
15. UNLV	18-3
16. Mississippi State	16-4
17. Indiana	16-4
18. Marquette	16-4
19. Connecticut	14-5
20. St. Mary's	19-2
21. Virginia	15-3
22. Michigan	15-5
22. Harvard	16-2
24. Kansas State	14-4
25. Louisville	15-5
Wisconsin	16-5

OU opponents and potential opponents in **bold**

► One of the best rebounding teams in the Big 12, Kansas State leads the league in rebounds per game (39.8), offensive rebounds per game (15.7) and offensive rebounding percentage (.433). It ranks second in average rebounding margin (+6.9).

► Junior guard **Rodney McGruder** averages a Big 12-best 20.6 points per conference game, as well as a team-high 6.4 rebounds. He is shooting .500 from the field, .444 (12-for-27) from 3-point range and .824 (28-for-34) from the free throw line in league outings. McGruder is averaging 27.7 points in K-State's three Big 12 home games on .625 (30-for-48) field goal shooting.

► Senior forward **Jamar Samuels** averages 10.5 points and a team-high 6.5 boards per game on the season, while sophomore guard **Will Spradling** contributes 10.4 points and 2.7 assists per contest. Spradling is shooting a team-high .386 from 3-point range on the year but is 5-for-22 (.227) over the last five games (was 3-for-12 against Oklahoma).

► **Frank Martin** is in his fifth year as a collegiate head coach, all at Kansas State. He owns a 110-47 (.701) record.

OU-KANSAS STATE SERIES HISTORY

Oklahoma owns a 103-91 series advantage against Kansas State but is 35-55 against the Wildcats in Manhattan. OU is 11-6 against K-State since the start of the Big 12 in 1996-97 (4-4 in Manhattan). KSU has won four of the last six overall meetings.

JAN. 14 VS. THE WILDCATS (BOX SCORE ON PAGE 13 OF THESE NOTES)

► Oklahoma turned in its third best shooting performance of the season (.549) and overcame its worst rebounding deficit in 13 seasons (44-24) to post an 82-73 home win over 18th-ranked Kansas State. The Sooners, who shot .700 from the field in the second half (14-for-20), held the Wildcats to .391 shooting on the day and forced them into 19 turnovers (their second highest total of the season).

► OU's 20-rebound deficit was its largest in victory in 20 years (was outboarded by 30 by Nebraska in a 79-76 home win in 1991-92).

► Junior forward **Andrew Fitzgerald** enjoyed his best shooting day as a Sooner, knocking down a career-high nine field goals on 10 attempts en route to a season-high 21 points.

► Junior forward **Romero Osby** hit six of his eight shots and all six of his free throws to finish with a career-high-tying 18 points.

► Junior guard **Steven Pledger** netted 18 points with the help of 2-for-3 3-point and 6-for-6 free throw shooting. He shared team-high rebounding honors (six) with Osby.

► Junior point guard **Sam Grooms** registered nine assists against three turnovers and added a pair of steals.

TUESDAY'S BAYLOR RECAP (BOX SCORE ON PAGE 12 OF THESE NOTES)

► Oklahoma trailed No. 6 Baylor by just two, 62-60, but was outscored 13-5 over the final four minutes of a 77-65 home loss. The Bears shot .540 from the field, .500 (9-for-18) from 3-point range and .824 (14-for-17) from the free throw line to improve to 18-2 overall.

► Baylor shot .640 from the field after halftime (16-for-25) and hit four of its five field goal attempts during its 13-5 game-ending run.

► Baylor's win was just its fourth ever in Norman (against 18 losses) and just its second ever at Lloyd Noble Center (against 16 defeats).

► Junior guard **Steven Pledger** led OU in scoring for the 10th time this year, finishing with 17 points on 7-for-15 field goal and 3-for-9 3-point shooting. He added six rebounds and four assists.

► Junior forward **Romero Osby** finished with 16 points and a team-high 11 rebounds for his sixth double-double of the year (second most in the Big 12) and eighth game with at least 10 boards. He added a pair of blocked shots and took three charges (has a team-high eight on the year).

► Junior forward **Andrew Fitzgerald** scored in double figures for the 14th straight game, finishing with 13 points on 6-for-14 shooting.

► Junior guard **Sam Grooms** tallied seven points and seven assists without registering a turnover.

UP NEXT

Oklahoma plays the second of two straight road games when it faces No. 5 Kansas on Wednesday at 8 p.m. CT (televised by ESPNU).

QUANTIFYING OU'S BASKETBALL TRADITION

► This is the 105th season of Oklahoma varsity basketball (the program's first game was Nov. 26, 1907).

► OU owns a 1,537-984 (.610) all-time record, ranking it 30th in NCAA Division I history in wins and 41st in winning percentage.

► Oklahoma has participated in four NCAA Final Fours (1939, 1947, 1988 and 2002) and in two NCAA championship games (it lost to Holy Cross in 1947 and to Kansas in 1988).

► OU has made 26 NCAA Tournament appearances and seven postseason NIT showings. It has made 22 NCAA Tournament appearances over the last 29 years.

► Oklahoma has made 27 postseason appearances over the last 30 years (22 NCAA Tournaments and five NITs).

► The Sooners have won 14 regular season conference championships (most recently in 2005) and seven conference tournament titles (including the 2001, 2002 and 2003 Big 12 crowns).

► The Sooners posted the eighth best NCAA Division I winning percentage (.731) in the 1980s and the eighth best (.738) in the 2000s.

► Twenty different Sooners have earned All-America honors a total of 30 times. They have earned consensus first-team All-America acclaim nine times and consensus second-team honors on four occasions.

► **Wayman Tisdale** was a three-time consensus first-team All-American during his three seasons at OU (1983-85).

► Oklahoma players have earned first-team all-conference accolades a total of 73 times.

► The Sooners own a winning record against eight of the other nine members of the Big 12 Conference (Kansas is the only league program with a series lead against OU).

► OU has played its home games in four different venues: the OU Gymnasium (1907-1919), the R.O.T.C. Armory (1919-1928), the OU Field House (1928-75) and Lloyd Noble Center (1975-present).

PLAYER NOTES

1 SAM GROOMS (6-1, 203, JUNIOR, GUARD)

- ▶ Point guard who is averaging 6.5 points, 3.0 boards and 5.5 assists in 30.6 minutes a contest.
- ▶ Ranks fourth in Big 12 in assists and first (top 20 nationally) in assist-to-turnover ratio (2.8).
- ▶ Has 27 assists and just 5 turnovers the last four games (5.4 ratio).
- ▶ Has recorded 1 or 0 turnovers nine times in 19 games (each of last three).
- ▶ Point guard who transferred from Chipola College in Florida.
- ▶ Rated as nation's third-best junior college player in 2010-11 by JucoRecruiting.com.
- ▶ Started 50 games in his two seasons at Chipola (averaged 11.1 points, 5.9 assists last year).

2 STEVEN PLEDGER (6-4, 222, JUNIOR, GUARD)

- ▶ Averaging 17.2 points (ranks No. 4 Big 12), 4.1 rebounds and 1.8 assists in 32.2 minutes.
- ▶ Leads Big 12 (conference games) in free throw percentage (is 20-for-20).
- ▶ Has made 37 of his last 38 free throw attempts (.974) going back to Dec. 10 Arkansas game.
- ▶ Ranks eighth in Big 12 with his .427 3-point percentage and fourth with his 2.6 treys/game.
- ▶ Averaging 20.0 points in team's wins but just 12.7 in losses.
- ▶ Recorded first career double-double vs. Houston on Dec. 17 (31 points, 10 rebounds).
- ▶ Has five games of at least 20 points this year (had three all of last season).
- ▶ Named to 76 Classic and All-College Classic all-tournament teams.
- ▶ Suspended for opener vs. Idaho State (impermissible participation in summer pro-am game).
- ▶ Averaged a team-high 15.4 points in OU's wins last year compared to 7.4 points in losses.
- ▶ Scored a career-high 38 points (career highs of 12 field goals, 7 treys and 7 free throw makes) in overtime win at Iowa State last season (scored 17 of team's final 21 points).

3 T.J. FRANKLIN (5-11, 175, SENIOR, GUARD)

- ▶ Averaging 2.9 minutes in his 10 games this year (has 2 points and 2 assists).
- ▶ Played a career-high 9 minutes Dec. 2 vs. Sacramento State (2 points, 1 assist, 1 steal).
- ▶ A walk-on point guard who is the only fourth-year player on team.
- ▶ Played a total of 16 minutes last year (12 games) and scored four points.
- ▶ Helped North Crowley HS (Fort Worth, Texas) to 38-1 record and 2008 Class 5A state title.
- ▶ Voted by teammates as squad's hardest worker, best leader by example, most impressive in the weight room, fastest from baseline to baseline and best video game player.
- ▶ An information studies major at OU who graduated No. 7 in his high school class.

4 ANDREW FITZGERALD (6-8, 247, JUNIOR, FORWARD)

- ▶ Averaging 13.3 points and 5.4 rebounds (ranks second on team in both categories).
- ▶ Turned in a season-high 21-point outing vs. No. 18 Kansas State (9-for-10 from field) Jan. 14.
- ▶ Has scored in double figures in each of last 14 games (at least 17 in 5 of last 10 outings).
- ▶ Averaging 15.0 points the last 14 games after averaging 8.0 the first five.
- ▶ Shooting .514 from field the last 14 outings after shooting .400 the first five.
- ▶ Has started 52 consecutive games.
- ▶ OU's leading returning scorer (12.6) and rebounder (5.0) from last season. Also led team with his 21 blocked shots and 34 steals in an average of 30.8 minutes per game.
- ▶ An honorable mention All-Big 12 selection as a sophomore last season.
- ▶ Started all 32 games last year and scored at least 10 points 22 times (at least 20 four times).
- ▶ Arrived at OU in summer 2009 weighing 273 pounds but entered 2011-12 season at 247.

5 C.J. WASHINGTON (6-7, 230, SENIOR, FORWARD)

- ▶ Averaging 2.3 points and 3.2 rebounds in 9.9 minutes a game (DNP in season opener).
- ▶ Seven of his career-high 12 boards (in 13 min.) against South Carolina State were offensive.
- ▶ Leads team in rebounds per minute (40-minute projection is 13.0 boards).
- ▶ Handed out 3 assists vs. Coppin State in his first game of year (recorded 2 all of last season).
- ▶ Came off bench in each of his 31 games last year and averaged 2.5 points and 3.1 rebounds.
- ▶ A first-team junior college All-American at Connors State College (Warner, Okla.) in 2009-10 when he averaged 19.3 points, a school-record 13.0 rebounds and 1.8 block per game.
- ▶ Named the 2010 Region II Junior College Player of the Year and Region II Tournament MVP.
- ▶ Recorded 25 double-doubles in his 32 games (including a stretch of 14 straight).

13 JAMES FRASCHILLA (5-10, 142, FRESHMAN, GUARD)

- ▶ A walk-on point guard from Dallas, Texas, who has 2 points in his 7 appearances (9 minutes).
- ▶ Helped Highland Park HS to a 22-8 record last year and a District 10-4A championship.
- ▶ Averaged 5.9 points, 5.0 assists and 2.7 steals as a senior to earn all-district honors.
- ▶ Voted by teammates as the Sooner who would make the best college head coach.
- ▶ Son of ESPN analyst and former college head coach Fran Fraschilla.

14 CARL BLAIR (6-2, 205, JUNIOR, GUARD)

- ▶ Averaging 4.1 points and 2.7 assists in 16.1 minutes a game.
- ▶ Has just two points over the last three games after averaging 12.0 the previous three outings.
- ▶ Ranks fourth in the Big 12 (league games) with his 2.0 steals per contest.
- ▶ Has started four games on the season (season opener and three of the last four).
- ▶ Set OU career highs with 20 points, 10 rebounds and 5 steals off bench Jan. 9 at Okla. State.
- ▶ Shot .250 from 3-point range last year (14-for-56) but is shooting .333 (12-for-36 this year).
- ▶ Played in 30 of team's 32 games last year and made 25 starts (including last 22 contests).
- ▶ Averaged 7.5 points and team-high 4.7 assists in 27.6 minutes a game.
- ▶ Recorded a career-high 9.2 points, 4.4 rebounds and 3.7 assists in 2009-10.
- ▶ Recorded triple-double at New Orleans (13 points, 10 rebounds and 11 assists).

15 TYLER NEAL (6-7, 227, SOPHOMORE, FORWARD)

- ▶ Has come off the bench to average 4.5 points and 2.6 boards in 14.9 minutes an outing.
- ▶ Shooting .356 (16-for-45) from 3-point range and .792 (19-for-24) from free throw line.
- ▶ Averaging just 1.1 points in 10.9 minutes over last eight games (3-for-13 FG shooting).
- ▶ Recorded a career-high 18-point game vs. Arkansas Dec. 10 (career highs of 4 treys, 4 assists).
- ▶ Played in 26 of team's 32 games last year as a freshman and made six starts.
- ▶ Averaged 4.2 points and 2.3 rebounds in 12.5 minutes a game.
- ▶ Earned state-player-of-the-year honors from Gatorade, the Oklahoma Coaches Association and The Oklahoman as a high school senior at Putnam City West.

21 CAMERON CLARK (6-6, 198, SOPHOMORE, GUARD)

- ▶ Returned to starting lineup Tuesday vs. Baylor after coming off bench three straight games.
- ▶ Has started 48 of his 51 career games.
- ▶ Averaging 6.8 points the last 12 games after averaging 14.0 the previous five.
- ▶ Has scored in double figures three times in last 12 games (10 points two of last four).
- ▶ Held scoreless vs. Arkansas (Dec. 10) and at Cincinnati (Dec. 29).
- ▶ Ranked fourth on team in scoring (9.3 ppg) last year and third in rebounding (4.5 rpg).
- ▶ Ranked eighth in Big 12 (second among freshmen) with his 33.6 minutes per game.
- ▶ Averaged 13.1 points in wins and 6.3 points in losses.
- ▶ Played at least 40 minutes on seven occasions.
- ▶ Ranked No. 32 as a high school senior by ESPN, No. 34 by Rivals.com and No. 39 by Scout.com.

24 ROMERO OSBY (6-8, 232, JUNIOR, FORWARD)

- ▶ Averaging 12.1 points and team-high 8.3 rebounds in 29.4 minutes a game.
- ▶ Tied a career high with 18 points three of the last five outings (at OSU, vs. K-State, at A&M).
- ▶ Averaging 17.0 points (.585 field goal shooting) and 8.0 rebounds the last five games.
- ▶ Ranks third in Big 12 in rebounding and first in offensive rebounding (3.2 per game).
- ▶ Tied for second in Big 12 with six double-doubles.
- ▶ Has grabbed 10+ rebounds in eight of 19 outings (at least 6 boards in all but four games).
- ▶ Has recorded 30 of team's 49 dunks on the year (61 percent).
- ▶ His 18 rebounds vs. S.C. State Dec. 21 tied as most by a Sooner in three seasons.
- ▶ Sat out last season after transferring from Mississippi State University.
- ▶ Averaged 4.2 points and 2.6 rebounds in 12.8 minutes a game during his two seasons at MSU.
- ▶ Rated No. 57 nationally by Rivals.com and No. 70 by Scout.com out of high school.

31 BARRY HONORÉ (6-7, 270, SENIOR, FORWARD)

- ▶ Averaging 0.9 points, 1.0 rebounds and 0.5 blocks in 5.1 minutes a game.
- ▶ Recorded OU career highs of 4 points, 4 boards and 2 assists Dec. 31 vs. Northwestern State.
- ▶ A walk-on who transferred from Southern University and is one of three seniors on the team.
- ▶ Averaged 1.2 points and 1.0 rebound in 5.7 minutes a game last year (shot .632 from field).
- ▶ Named 2008 Southwestern Athletic Conference Freshman of the Year after averaging 8.8 points and 5.1 rebounds a game at Southern.
- ▶ Started 54 of his 60 games during his two-year career at Southern.

32 CASEY ARENT (6-10, 227, JUNIOR, CENTER)

- ▶ Averaging 1.5 points and 2.3 boards in 7.7 minutes per outing (has played in 17 of 19 games).
- ▶ Has 18 offensive rebounds and 21 defensive boards.
- ▶ Turned in a 4-point, 4-rebound game (8 minutes) last Saturday at Texas A&M.
- ▶ Rated as the nation's 22nd-best juco player last year by JucoRecruiting.com.
- ▶ Earned first-team All-Big 8 and first-team all-state honors as a sophomore last year at Sierra College in Rocklin, Calif.
- ▶ Averaged 19.1 points and 11.4 rebounds per game last season (17 double-doubles).

SEASON STATISTICS

#	Player	gp-gs	min	avg	Total		3-Point		F-Throw		Rebounds				pf	dq	a	to	blk	stl	pts	avg
					fg-fga	fg%	3fg-fga	3fg%	ft-fa	ft%	off	def	tot	avg								
02	Pledger, Steven	18-18	580	32.2	104-220	.473	47-110	.427	54-60	.900	27	47	74	4.1	39	1	32	32	4	19	309	17.2
04	Fitzgerald, Andrew	19-19	517	27.2	106-215	.493	0-0	.000	40-57	.702	49	54	103	5.4	56	1	6	20	11	14	252	13.3
11	Newell, Calvin	5-0	98	19.6	25-51	.490	10-26	.385	5-7	.714	3	5	8	1.6	4	0	4	4	0	3	65	13.0
24	Osby, Romero	19-19	558	29.4	87-174	.500	3-10	.300	53-73	.726	60	97	157	8.3	39	1	15	27	22	12	230	12.1
21	Clark, Cameron	19-16	473	24.9	61-157	.389	5-14	.357	31-44	.705	13	54	67	3.5	37	0	28	28	8	13	158	8.3
01	Grooms, Sam	19-19	581	30.6	41-118	.347	6-28	.214	36-54	.667	11	46	57	3.0	37	0	104	37	2	17	124	6.5
15	Neal, Tyler	19-0	284	14.9	25-65	.385	16-45	.356	19-24	.792	14	35	49	2.6	31	1	13	22	2	11	85	4.5
14	Blair, Carl	19-4	305	16.1	19-61	.311	12-36	.333	28-37	.757	9	31	40	2.1	31	0	52	40	1	26	78	4.1
05	Washington, C.J.	18-0	178	9.9	19-36	.528	0-0	.000	3-6	.500	23	35	58	3.2	18	0	6	5	9	6	41	2.3
32	Arent, Casey	17-0	131	7.7	11-28	.393	0-0	.000	4-4	1.000	18	21	39	2.3	25	0	1	12	2	6	26	1.5
31	Honore, Barry	16-0	82	5.1	5-11	.455	0-0	.000	4-7	.571	12	4	16	1.0	7	0	2	5	8	0	14	0.9
13	Fraschilla, James	7-0	9	1.3	1-2	.500	0-0	.000	0-0	.000	1	0	1	0.1	2	0	0	0	0	0	2	0.3
03	Franklin, T.J.	10-0	29	2.9	1-8	.125	0-2	.000	0-0	.000	1	3	4	0.4	3	0	2	4	0	2	2	0.2
Team											36	24	60				1					
Total.....		19	3825		505-1146	.441	99-271	.365	277-373	.743	277	456	733	38.6	329	4	265	237	69	129	1386	72.9
Opponents.....		19	3825		454-1080	.420	138-413	.334	241-344	.701	230	415	645	33.9	352	10	267	275	53	108	1287	67.7

TEAM STATISTICS	OU	OPP
SCORING	1386	1287
Points per game	72.9	67.7
Scoring margin	+5.2	-
FIELD GOALS-ATT	505-1146	454-1080
Field goal pct	.441	.420
3 POINT FG-ATT	99-271	138-413
3-point FG pct	.365	.334
3-pt FG made per game	5.2	7.3
FREE THROWS-ATT	277-373	241-344
Free throw pct	.743	.701
F-Throws made per game	14.6	12.7
REBOUNDS	733	645
Rebounds per game	38.6	33.9
Rebounding margin	+4.6	-
ASSISTS	265	267
Assists per game	13.9	14.1
TURNOVERS	237	275
Turnovers per game	12.5	14.5
Turnover margin	+2.0	-
Assist/turnover ratio	1.1	1.0
STEALS	129	108
Steals per game	6.8	5.7
BLOCKS	69	53
Blocks per game	3.6	2.8
ATTENDANCE	91856	48620
Home games-Avg/Game	11-8351	3-11002
Neutral site-Avg/Game	-	5-3123

Date	Opponent		Score	Att.
11/11/11	IDAHO STATE	w	78-74	7622
11/18/11	COPPIN STATE	w	92-65	7460
# 11/24/11	vs Washington State	w	74-59	1457
# 11/25/11	vs Santa Clara	w	85-73	1777
# 11/27/11	vs Saint Louis	L	63-83	2637
12/02/11	SACRAMENTO STATE	w	82-53	7460
12/08/11	ORAL ROBERTS	w	73-59	7699
12/10/11	ARKANSAS	w	78-63	9077
\$ 12/17/11	vs Houston	w	79-74	5303
12/21/11	SOUTH CAROLINA STATE	w	83-48	8136
% 12/29/11	vs Cincinnati	L	55-56	4439
12/31/11	NORTHWESTERN STATE	w	83-63	8532
* 01/03/12	at Missouri	L	49-87	15061
* 01/07/12	KANSAS	L	61-72	11268
* 01/09/12	at Oklahoma State	L	65-72	9478
* 01/14/12	KANSAS STATE	w	82-73	8812
* 01/17/12	TEXAS TECH	w	64-55	7786
* 01/21/12	at Texas A&M	Lot	75-81	8468
* 01/24/12	BAYLOR	L	65-77	8004

76 Classic (Anaheim, Calif.)

\$ All-College Classic (Oklahoma City, Okla.)

% at U.S. Bank Arena (Cincinnati, Ohio)

* = Conference game

Score by Periods	1st	2nd	OT	Totals
Oklahoma	654	722	10	1386
Opponents	569	702	16	1287

BIG 12 GAMES ONLY

##	Player	gp-gs	min	avg	Total		3-Point		F-Throw		Rebounds				pf	dq	a	to	blk	stl	pts	avg
					fg-fga	fg%	3fg-fga	3fg%	ft-fga	ft%	off	def	tot	avg								
04	Fitzgerald, Andrew	7-7	219	31.3	45-90	.500	0-0	.000	15-21	.714	19	20	39	5.6	23	1	2	9	2	6	105	15.0
02	Pledger, Steven	7-7	243	34.7	33-91	.363	16-46	.348	20-20	1.000	8	22	30	4.3	17	1	10	12	2	6	102	14.6
24	Osby, Romero	7-7	232	33.1	37-68	.544	1-4	.250	25-34	.735	22	30	52	7.4	19	0	4	14	10	5	100	14.3
21	Clark, Cameron	7-4	176	25.1	20-51	.392	0-1	.000	16-19	.842	2	21	23	3.3	13	0	9	8	0	6	56	8.0
14	Blair, Carl	7-3	124	17.7	10-34	.294	4-18	.222	16-19	.842	4	15	19	2.7	11	0	18	12	0	14	40	5.7
01	Grooms, Sam	7-7	235	33.6	15-45	.333	0-6	.000	7-12	.583	4	11	15	2.1	17	0	39	11	2	5	37	5.3
05	Washington, C.J.	7-0	65	9.3	5-9	.556	0-0	.000	0-2	.000	7	7	14	2.0	10	0	1	2	3	3	10	1.4
15	Neal, Tyler	7-0	73	10.4	2-12	.167	1-8	.125	2-4	.500	5	3	8	1.1	6	0	3	8	1	3	7	1.0
32	Arent, Casey	7-0	33	4.7	2-4	.500	0-0	.000	0-0	.000	3	5	8	1.1	7	0	0	0	0	2	4	0.6
31	Honore, Barry	4-0	18	4.5	0-1	.000	0-0	.000	0-1	.000	2	0	2	0.5	2	0	0	1	1	0	0	0.0
03	Franklin, T.J.	2-0	4	2.0	0-1	.000	0-0	.000	0-0	.000	0	1	1	0.5	0	0	0	0	0	0	0	0.0
13	Fraschilla, James	2-0	3	1.5	0-0	.000	0-0	.000	0-0	.000	0	0	0	0.0	0	0	0	0	0	0	0	0.0
Team											8	8	16									
Total.....		7	1425		169-406	.416	22-83	.265	101-132	.765	84	143	227	32.4	125	2	86	77	21	50	461	65.9
Opponents.....		7	1425		181-388	.466	54-141	.383	101-140	.721	91	173	264	37.7	124	2	103	97	23	37	517	73.9

TEAM STATISTICS	OU	OPP	Date	Opponent	Score	Att.
SCORING	461	517	* 01/03/12	at Missouri	L 49-87	15061
Points per game	65.9	73.9	* 01/07/12	KANSAS	L 61-72	11268
Scoring margin	-8.0	-	* 01/09/12	at Oklahoma State	L 65-72	9478
FIELD GOALS-ATT	169-406	181-388	* 01/14/12	KANSAS STATE	W 82-73	8812
Field goal pct	.416	.466	* 01/17/12	TEXAS TECH	W 64-55	7786
3 POINT FG-ATT	22-83	54-141	* 01/21/12	at Texas A&M	Lot 75-81	8468
3-point FG pct	.265	.383	* 01/24/12	BAYLOR	L 65-77	8004
3-pt FG made per game	3.1	7.7				
FREE THROWS-ATT	101-132	101-140				
Free throw pct	.765	.721				
F-Throws made per game	14.4	14.4				
REBOUNDS	227	264				
Rebounds per game	32.4	37.7				
Rebounding margin	-5.3	-				
ASSISTS	86	103				
Assists per game	12.3	14.7				
TURNOVERS	77	97				
Turnovers per game	11.0	13.9				
Turnover margin	+2.9	-				
Assist/turnover ratio	1.1	1.1				
STEALS	50	37				
Steals per game	7.1	5.3				
BLOCKS	21	23				
Blocks per game	3.0	3.3				
ATTENDANCE	35870	33007				
Home games-Avg/Game	4-8968	3-11002				
Neutral site-Avg/Game	-	0-0				

Score by Periods	1st	2nd	OT	Totals
Oklahoma	212	239	10	461
Opponents	231	270	16	517

SEASON RESULTS

Date	Opponent	Score	W/L	Attend.	Points Leader	Rebounds Leader	Assists Leader
11/11	Idaho State	78-74	W	7,622	Newell 19	Osby 10	Grooms 8
11/18	Coppin State	92-65	W	7,460	Pledger 20	Osby 10	Blair, Clark 4
11/24	vs. Washington State #	74-59	W	1,457	Newell 18	Fitzgerald 7	Grooms 10
11/25	vs. Santa Clara #	85-73	W	1,777	Pledger 26	Fitzgerald 13	Grooms 6
11/27	vs. Saint Louis #	63-83	L	2,637	Clark, Osby 14	Clark, Osby 6	Pledger 2
12/2	Sacramento State	82-53	W	7,460	Clark 18	Blair 5	Pledger 5
12/8	Oral Roberts	73-59	W	7,699	Pledger 17	Clark 8	Grooms 5
12/10	Arkansas	78-36	W	9,077	Pledger 22	Fitzgerald 8	Neal 4
12/17	vs. Houston \$	79-74	W	5,303	Pledger 31	Osby, Pledger 10	Grooms 8
12/21	South Carolina State	83-48	W	8,136	Pledger 22	Osby 18	Grooms 6
12/29	at Cincinnati %	55-56	L	4,439	Fitzgerald 18	Osby 12	Grooms 9
12/31	Northwestern State	83-63	W	8,532	Osby, Pledger 18	Clark 9	Blair 6
1/3	at Missouri (7)	49-87	L	15,061	Fitzgerald 18	Fitzgerald 6	Grooms 7
1/7	Kansas (14)	61-72	L	11,268	Pledger 14	Osby 9	Grooms 5
1/9	at Oklahoma State	65-72	L	9,478	Blair 20	Blair, Osby 10	Clark 3
1/14	Kansas State (18)	82-73	W	8,812	Fitzgerald 21	Osby, Pledger 6	Grooms 9
1/17	Texas Tech	64-55	W	7,786	Pledger 17	Osby 8	Blair, Grooms 4
1/21	at Texas A&M	75-81	L (OT)	8,468	Osby 18	Fitzgerald 7	Grooms 7
1/24	Baylor (6)	65-77	L	8,004	Pledger 17	Osby 11	Grooms 7
1/28	at Kansas State (22)						
2/1	at Kansas						
2/4	Iowa State						
2/6	Missouri						
2/11	at Texas Tech						
2/14	Texas						
2/18	at Iowa State						
2/22	Oklahoma State						
2/25	at Baylor						
2/29	at Texas						
3/3	Texas A&M						

Associated Press rankings in parentheses

76 Classic (Anaheim, Calif.)

\$ All-College Classic (Oklahoma City, Okla.)

% at U.S. Bank Arena

Record Summary	Overall	Home	Away	Neutral
All Games	12-7	9-2	0-4	3-1
Big 12 Games	2-5	2-2	0-3	0-0
Non-Conference Games	10-2	7-0	0-1	3-1

POINTS-REBOUNDS-ASSISTS

Date	Opponent	1 GROOMS	2 PLEDGER	3 FRANKLIN	4 FTZGERLD	5 WASHGTON	11 NEWELL	13 FRASCH.	14 BLAIR	15 NEAL	21 CLARK	24 OSBY	31 HONORÉ	32 ARENT
11/11	Idaho State	<u>11-6-8</u>	DNP	0-0-0	<u>7-1-0</u>	DNP	19-2-0	DNP	<u>12-6-5</u>	4-7-1	<u>2-3-0</u>	<u>17-10-4</u>	2-0-0	4-1-0
11/18	Coppin State	<u>4-4-1</u>	<u>20-2-3</u>	0-0-0	<u>10-8-0</u>	6-8-3	14-2-1	0-0-0	6-0-4	9-3-1	<u>4-4-4</u>	<u>11-10-0</u>	2-3-0	6-9-1
11/24	vs. Washington State #	<u>9-1-10</u>	<u>14-2-0</u>	0-0-1	<u>9-7-0</u>	0-2-0	18-1-3	DNP	0-0-0	2-3-0	<u>11-2-1</u>	<u>9-6-0</u>	0-0-0	2-3-0
11/25	vs. Santa Clara #	<u>12-5-6</u>	<u>26-7-0</u>	DNP	<u>12-13-0</u>	0-4-0	8-2-0	DNP	2-0-2	3-2-0	<u>11-2-1</u>	<u>9-10-1</u>	0-0-0	2-2-0
11/27	vs. Saint Louis #	<u>0-2-1</u>	<u>11-3-2</u>	DNP	<u>4-2-0</u>	2-2-0	6-1-0	DNP	3-1-1	7-1-0	<u>14-6-1</u>	<u>14-6-0</u>	0-0-0	2-1-0
12/2	Sacramento State	<u>9-4-4</u>	<u>15-1-5</u>	2-0-1	<u>13-4-1</u>	2-1-1	**	DNP	5-5-3	8-3-1	<u>18-3-3</u>	<u>8-4-3</u>	2-1-0	0-3-0
12/8	Oral Roberts	<u>2-4-5</u>	<u>17-3-3</u>	0-0-0	<u>16-3-0</u>	8-6-1	**	0-0-0	2-0-3	5-3-1	<u>16-8-2</u>	<u>7-7-0</u>	0-0-0	0-2-0
12/10	Arkansas	<u>6-3-3</u>	<u>22-3-2</u>	0-1-0	<u>17-8-0</u>	0-2-0	**	0-0-0	3-2-2	18-5-4	<u>0-1-3</u>	<u>10-7-2</u>	2-3-0	0-0-0
12/17	vs. Houston \$	<u>10-2-8</u>	<u>31-10-0</u>	DNP	<u>10-6-2</u>	0-0-0	**	DNP	0-2-2	9-6-1	<u>14-2-0</u>	<u>5-10-0</u>	0-0-0	DNP
12/21	South Carolina State	<u>7-3-6</u>	<u>22-5-1</u>	0-1-1	<u>17-2-0</u>	5-12-0	**	2-1-0	3-2-5	3-2-1	<u>8-2-1</u>	<u>10-18-1</u>	2-2-0	4-9-0
12/29	at Cincinnati %	<u>6-5-9</u>	<u>11-6-1</u>	DNP	<u>18-9-1</u>	0-2-0	**	DNP	0-1-1	8-5-0	<u>0-2-3</u>	<u>12-12-0</u>	0-1-0	DNP
12/31	Northwestern State	<u>11-3-4</u>	<u>18-2-5</u>	0-0-0	<u>14-1-0</u>	8-5-0	**	0-0-0	2-2-6	2-1-0	<u>4-9-0</u>	<u>18-5-0</u>	4-4-2	2-1-0
1/3	at Missouri (7)	<u>4-1-7</u>	<u>11-4-0</u>	0-1-0	<u>18-6-0</u>	0-2-0	**	0-0-0	2-0-0	0-0-1	<u>8-1-3</u>	<u>6-3-1</u>	0-0-0	0-2-0
1/7	Kansas (14)	<u>4-2-5</u>	<u>14-4-0</u>	0-0-0	<u>11-7-1</u>	2-2-0	**	0-0-0	11-0-3	1-0-0	<u>9-5-1</u>	<u>9-9-0</u>	0-2-0	0-0-0
1/9	at Oklahoma State	<u>2-2-0</u>	<u>9-3-1</u>	DNP	<u>12-9-0</u>	0-0-0	**	DNP	20-10-2	0-7-0	<u>4-7-3</u>	<u>18-10-1</u>	0-0-0	0-1-0
1/14	Kansas State (18)	<u>4-3-9</u>	<u>18-6-2</u>	DNP	<u>21-3-0</u>	2-0-0	**	DNP	<u>5-3-5</u>	4-0-1	10-3-0	<u>18-6-0</u>	DNP	0-0-0
1/17	Texas Tech	<u>7-4-4</u>	<u>17-3-0</u>	DNP	<u>13-4-1</u>	0-4-0	**	DNP	<u>0-2-4</u>	2-0-0	10-3-0	<u>15-8-0</u>	0-0-0	0-1-0
1/21	at Texas A&M	<u>9-3-7</u>	<u>16-4-3</u>	DNP	<u>17-7-0</u>	4-4-0	**	DNP	<u>0-3-3</u>	0-1-0	7-3-2	<u>18-5-2</u>	DNP	4-4-0
1/24	Baylor (6)	<u>7-0-7</u>	<u>17-6-4</u>	DNP	<u>13-3-0</u>	2-2-1	**	DNP	2-1-1	0-0-1	<u>8-1-0</u>	<u>16-11-0</u>	DNP	0-0-0
1/28	at Kansas State (22)													
2/1	at Kansas													
2/4	Iowa State													
2/6	Missouri													
2/11	at Texas Tech													
2/14	Texas													
2/18	at Iowa State													
2/22	Oklahoma State													
2/25	at Baylor													
2/29	at Texas													
3/3	Texas A&M													

Associated Press rankings in parentheses

76 Classic (Anaheim, Calif.)

\$ All-College Classic (Oklahoma City, Okla.)

% at U.S. Bank Arena

** Left team

MISCELLANEOUS STATS

Dunks

Romero Osby.....	30
Cameron Clark.....	9
Andrew Fitzgerald.....	3
Tyler Neal.....	2
Steven Pledger.....	2
Casey Arent.....	1
Calvin Newell.....	1
C.J. Washington.....	1

Charges Taken

Romero Osby.....	8
Andrew Fitzgerald.....	7
Steven Pledger.....	3
Casey Arent.....	2
Tyler Neal.....	2
Carl Blair.....	1
Cameron Clark.....	1
T.J. Franklin.....	1
Sam Grooms.....	1
C.J. Washington.....	1

GAME-BY-GAME TEAM STATS

	FG-A	Pct.	3FG-A	Pct.	FT-A	Pct.	O/D/T	PF	A	TO	B	S	1	2	TP
Idaho State at Oklahoma	28-60 23-63	.467 .365	7-24 8-23	.292 .348	11-17 24-33	.647 .727	12/25/37 18/23/41	30 20	22 18	20 15	0 6	7 8	34 31	40 47	74 78
Coppin State at Oklahoma	20-55 36-79	.364 .456	9-33 10-24	.273 .417	16-27 10-13	.593 .769	10/17/27 28/33/61	14 21	13 18	15 15	2 5	8 5	23 42	42 50	65 92
Oklahoma # vs. Washington State #	27-60 22-52	.450 .423	9-20 7-17	.450 .412	11-18 8-11	.611 .727	13/19/32 13/22/35	14 18	14 12	11 22	3 3	7 5	38 40	36 19	74 59
Santa Clara # vs. Oklahoma #	24-68 28-60	.353 .467	14-33 5-16	.424 .313	11-13 24-32	.846 .750	12/21/33 15/34/49	24 18	17 10	9 11	2 4	4 1	19 42	54 43	73 85
Saint Louis # vs. Oklahoma #	29-48 25-60	.604 .417	9-17 3-10	.529 .300	16-20 10-15	.800 .667	5/24/29 15/16/31	17 22	19 5	11 12	1 1	1 5	39 30	44 33	83 63
Sacramento State at Oklahoma	19-43 31-54	.442 .574	6-11 11-20	.545 .550	9-14 9-12	.643 .750	7/16/23 9/20/29	14 11	13 22	22 12	1 6	7 16	25 45	28 37	53 82
Oral Roberts at Oklahoma	22-60 27-54	.367 .500	1-15 3-7	.067 .429	14-19 16-20	.737 .800	16/15/31 14/24/38	18 19	11 15	12 15	3 3	9 7	24 34	35 39	59 73
Arkansas at Oklahoma	20-58 26-50	.345 .520	7-27 8-16	.259 .500	16-20 18-23	.800 .783	12/14/26 11/27/38	20 16	11 16	13 17	5 4	7 6	15 37	38 41	63 78
Houston \$ vs. Oklahoma \$	30-68 27-64	.441 .422	9-25 6-10	.360 .600	5-7 19-24	.714 .792	18/19/37 19/21/40	21 12	14 13	13 9	2 2	2 7	37 40	37 39	74 79
South Carolina State at Oklahoma	20-59 32-81	.339 .395	2-16 6-21	.125 .286	6-17 13-20	.353 .650	8/28/36 26/37/63	18 16	10 16	15 8	5 5	6 8	39 24	44 24	83 48
Oklahoma % at Cincinnati %	23-60 17-61	.383 .279	5-16 7-30	.313 .233	4-9 15-20	.444 .750	14/32/46 13/24/37	17 15	15 11	17 8	2 3	4 8	24 19	31 37	55 56
Northwestern State at Oklahoma	22-60 31-55	.367 .564	6-24 3-5	.250 .600	13-19 18-22	.684 .818	13/17/30 11/27/38	19 18	11 17	18 18	3 7	7 5	29 40	34 43	63 83
Oklahoma at Missouri (7)	18-54 32-54	.333 .593	3-11 12-21	.273 .571	10-10 11-14	1.000 .786	7/16/23 9/29/38	15 13	12 17	8 9	2 5	3 4	25 43	24 44	49 87
Kansas (14) at Oklahoma	29-58 19-50	.500 .380	4-19 3-9	.211 .333	10-14 20-28	.714 .714	13/21/34 15/19/34	23 13	17 10	13 17	4 3	14 7	33 34	39 27	72 61
Oklahoma at Oklahoma State	24-74 22-57	.324 .386	4-17 5-20	.235 .250	13-20 23-30	.650 .767	22/28/50 12/32/44	23 18	7 13	10 13	1 2	9 2	22 35	43 37	65 72
Kansas State (18) at Oklahoma	25-64 28-51	.391 .549	10-30 4-9	.333 .444	13-18 22-26	.722 .846	24/20/44 6/18/24	20 16	16 17	19 13	3 2	6 12	29 38	44 44	73 82
Texas Tech at Oklahoma	15-46 21-54	.326 .389	7-14 1-11	.500 .091	18-25 21-26	.720 .808	9/28/37 8/26/34	25 21	11 9	21 12	4 8	4 9	22 29	33 35	55 64
Oklahoma at Texas A&M	32-65 31-59	.492 .525	4-14 7-19	.286 .368	7-11 12-22	.636 .545	14/21/35 14/22/36	23 14	17 15	9 10	3 1	5 3	34 34	31 31	75* 81*
Baylor (6) at Oklahoma	27-50 27-58	.540 .466	9-18 3-12	.500 .250	14-17 8-11	.824 .727	10/21/31 12/15/27	11 14	14 14	12 8	4 2	4 5	35 30	42 35	77 65
Oklahoma at Kansas State (22)															
Oklahoma at Kansas															
Iowa State at Oklahoma															
Missouri at Oklahoma															
Oklahoma at Texas Tech															
Texas at Oklahoma															
Oklahoma at Iowa State															
Oklahoma State at Oklahoma															
Oklahoma at Baylor															
Oklahoma at Texas															
Texas A&M at Oklahoma															

Associated Press rankings in parentheses

76 Classic (Anaheim, Calif.)

\$ All-College Classic (Oklahoma City, Okla.)

% at U.S. Bank Arena

* overtime game

INDIVIDUAL HIGHS

OKLAHOMA HIGHS

Points	31, Steven Pledger vs. Houston (12/17)
Field Goals	10, Steven Pledger vs. Houston (12/17) 10, Steven Pledger vs. Santa Clara (11/25)
Field Goal Attempts	17, Romero Osby vs. Oklahoma State (1/9) 17, Andrew Fitzgerald vs. Oral Roberts (12/8)
Field Goal Pct. (min. 7 made)	.900 (9-for-10), Andrew Fitzgerald vs. Kansas State (1/14)
3-Point Field Goals	4, Steven Pledger vs. Houston (12/17) 4, Tyler Neal vs. Arkansas (12/10) 4, Steven Pledger vs. Santa Clara (11/25) 4, Calvin Newell vs. Washington State (11/24) 4, Calvin Newell vs. Idaho State (11/11)
3-Point Field Goal Attempts	11, Calvin Newell vs. Idaho State (11/11)
3-Point Field Goal Pct. (min. 4 made)	.800 (4-for-5), Steven Pledger vs. Houston (12/17)
Free Throws	8, Sam Grooms vs. Santa Clara (11/25)
Free Throw Attempts	12, Sam Grooms vs. Santa Clara (11/25)
Free Throw Pct.	1.000 (7-for-7), Steven Pledger vs. Houston (12/17)
Rebounds	18, Romero Osby vs. South Carolina State (12/21)
Assists	10, Sam Grooms vs. Washington State (11/24)
Turnovers	6, Steven Pledger vs. Cincinnati (12/29)
Blocked Shots	5, Romero Osby vs. Texas Tech (1/17)
Steals	5, Carl Blair vs. Oklahoma State (1/9)

OPPONENT HIGHS

Points	28, Travis Releford, Kansas (1/7)
Field Goals	9, Perry Jones III, Baylor (1/24) 9, Travis Releford, Kansas (1/7) 9, BJ Young, Arkansas (12/10) 9, Brian Conklin, Saint Louis (11/27)
Field Goal Attempts	19, Kevin Foster, Santa Clara (11/25)
Field Goal Pct. (min. 7 made)	.818 (9-for-11), Brian Conklin, Saint Louis (11/27)
3-Point Field Goals	7, Evan Rocquemoore, Santa Clara (11/25)
3-Point Field Goal Attempts	12, Will Spradling, Kansas State (1/14)
3-Point Field Goal Pct. (min. 4 made)	.800 (4-for-5), Cody Ellis, Saint Louis (11/27)
Free Throws	9, Brian Williams, Oklahoma State (1/9)
Free Throw Attempts	11, Brian Williams, Oklahoma State (1/9)
Free Throw Pct.	1.000 (7-for-7), Brian Conklin, Saint Louis (11/27)
Rebounds	12, Perry Jones III, Baylor (1/24)
Assists	10, Evan Rocquemoore, Santa Clara (11/25)
Turnovers	7, Dylan Garrity, Sacramento State (12/2)
Blocked Shots	4, Omar Sanders, South Carolina State (12/21) 4, Hunter Mickelson, Arkansas (12/10)
Steals	3, seven players

OKLAHOMA'S TOP INDIVIDUAL PERFORMANCES

POINTS

31.....	Steven Pledger vs. Houston (12/17)
26.....	Steven Pledger vs. Santa Clara (11/25)
22.....	Steven Pledger vs. South Carolina State (12/21)
22.....	Steven Pledger vs. Arkansas (12/10)
20.....	Carl Blair vs. Oklahoma State (1/9)
21.....	Andrew Fitzgerald vs. Kansas State (1/14)
20.....	Steven Pledger vs. Coppin State (11/18)
19.....	Calvin Newell vs. Idaho State (11/11)

REBOUNDS

18.....	Romero Osby vs. South Carolina State (12/21)
13.....	Andrew Fitzgerald vs. Santa Clara (11/25)
12.....	Romero Osby vs. Cincinnati (12/29)
12.....	C.J. Washington vs. South Carolina State (12/21)
11.....	Romero Osby vs. Baylor (1/24)
10.....	Carl Blair vs. Oklahoma State (1/9)
10.....	Romero Osby vs. Oklahoma State (1/9)
10.....	Romero Osby vs. Houston (12/17)
10.....	Steven Pledger vs. Houston (12/17)
10.....	Romero Osby vs. Santa Clara (11/25)
10.....	Romero Osby vs. Coppin State (11/18)
10.....	Romero Osby vs. Idaho State (11/11)

ASSISTS

10.....	Sam Grooms vs. Washington State (11/24)
9.....	Sam Grooms vs. Kansas State (1/14)
9.....	Sam Grooms vs. Cincinnati (12/29)
8.....	Sam Grooms vs. Houston (12/17)
8.....	Sam Grooms vs. Idaho State (11/11)
7.....	Sam Grooms vs. Baylor (1/24)
7.....	Sam Grooms vs. Texas A&M (1/21)
7.....	Sam Grooms vs. Missouri (1/3)

BLOCKED SHOTS

5.....	Romero Osby vs. Texas Tech (1/17)
3.....	C.J. Washington vs. Northwestern State (12/31)
3.....	Cameron Clark vs. Sacramento State (12/2)

STEALS

5.....	Carl Blair vs. Oklahoma State (1/9)
3.....	seven times

3-POINT FIELD GOALS

4.....	Steven Pledger vs. Texas A&M (1/21)
4.....	Steven Pledger vs. South Carolina State (12/21)
4.....	Steven Pledger vs. Houston (12/17)
4.....	Tyler Neal vs. Arkansas (12/10)
4.....	Steven Pledger vs. Santa Clara (11/25)
4.....	Calvin Newell vs. Washington State (11/24)
4.....	Calvin Newell vs. Idaho State (11/11)

TUESDAY vs. BAYLOR

Official Basketball Box Score -- Game Totals -- Final Statistics

Baylor vs Oklahoma

01/24/12 7 p.m. CT at Norman, Okla. (Lloyd Noble Center)

Baylor 77 • 18-2, 5-2

##	Player		Total	3-Ptr	FT-FTA	Rebounds			PF	TP	A	TO	Blk	Stl	Min
			FG-FGA	FG-FGA		Off	Def	Tot							
01	Jones III, Perry	f	9-15	0-2	3-4	2	10	12	1	21	0	2	1	2	32
04	Acy, Quincy	f	4-6	0-0	5-6	2	2	4	4	13	2	0	3	1	32
30	Miller, Quincy	f	2-6	1-2	0-0	1	3	4	1	5	2	0	0	0	22
05	Heslip, Brady	g	2-5	2-4	2-2	0	0	0	1	8	0	1	0	1	25
55	Jackson, Pierre	g	5-9	3-4	3-3	1	2	3	0	16	7	6	0	0	35
00	Franklin, Gary		1-1	1-1	0-0	1	0	1	0	3	0	0	0	0	9
22	Walton, A.J.		0-0	0-0	0-0	0	1	1	3	0	1	3	0	0	11
34	Jefferson, Cory		0-0	0-0	0-0	0	1	1	0	0	0	0	0	0	8
41	Jones, Anthony		4-8	2-5	1-2	1	1	2	1	11	2	0	0	0	26
Team						2	1	3							
Totals			27-50	9-18	14-17	10	21	31	11	77	14	12	4	4	200

FG % 1st Half: 11-25 44.0% 2nd half: 16-25 64.0% Game: 27-50 54.0%
 3FG % 1st Half: 6-12 50.0% 2nd half: 3-6 50.0% Game: 9-18 50.0%
 FT % 1st Half: 7-10 70.0% 2nd half: 7-7 100.0% Game: 14-17 82.4%

Deadball
Rebounds
1

Oklahoma 65 • 12-7, 2-5

##	Player		Total	3-Ptr	FT-FTA	Rebounds			PF	TP	A	TO	Blk	Stl	Min
			FG-FGA	FG-FGA		Off	Def	Tot							
04	Fitzgerald, Andrew	f	6-14	0-0	1-2	2	1	3	2	13	0	0	0	2	35
24	Osby, Romero	f	5-11	0-1	6-7	5	6	11	2	16	0	1	2	1	38
01	Grooms, Sam	g	3-6	0-1	1-2	0	0	0	3	7	7	0	0	0	35
02	Pledger, Steven	g	7-15	3-9	0-0	3	3	6	1	17	4	4	0	0	34
21	Clark, Cameron	g	4-10	0-1	0-0	0	1	1	4	8	0	1	0	1	32
05	Washington, C.J.		1-1	0-0	0-0	1	1	2	1	2	1	0	0	0	6
14	Blair, Carl		1-1	0-0	0-0	0	1	1	1	2	1	2	0	1	9
15	Neal, Tyler		0-0	0-0	0-0	0	0	0	0	0	1	0	0	0	7
32	Arent, Casey		0-0	0-0	0-0	0	0	0	0	0	0	0	0	0	4
Team						1	2	3							
Totals			27-58	3-12	8-11	12	15	27	14	65	14	8	2	5	200

FG % 1st Half: 13-28 46.4% 2nd half: 14-30 46.7% Game: 27-58 46.6%
 3FG % 1st Half: 1-6 16.7% 2nd half: 2-6 33.3% Game: 3-12 25.0%
 FT % 1st Half: 3-4 75.0% 2nd half: 5-7 71.4% Game: 8-11 72.7%

Deadball
Rebounds
1

Officials: Joe DeRosa, James Breeding, Rick Crawford

Technical fouls: Baylor-None. Oklahoma-None.

Attendance: 8004

Estimated Attendance: 5667

Score by periods	1st	2nd	Total
Baylor	35	42	77
Oklahoma	30	35	65

Points	In Paint	Off T/O	2nd Chance	Fast Break	Bench
BU	30	13	13	7	14
OU	24	12	13	4	4

Last FG - BU 2nd-01:12, OU 2nd-01:37.
 Largest lead - BU by 13 2nd-14:07, OU None.

Score tied - 0 times.
 Lead changed - 0 times.

JAN. 14 vs. KANSAS STATE

Official Basketball Box Score -- Game Totals -- Final Statistics

Kansas State vs Oklahoma

01/14/12 12:47 p.m. at Norman, Okla. (Lloyd Noble Center)

Kansas State 73 • 12-4, 1-3

##	Player		Total	3-Ptr	Rebounds									Min	
			FG-FGA	FG-FGA	FT-FTA	Off	Def	Tot	PF	TP	A	TO	Blk		Stl
32	Samuels, Jamar	f	4-7	0-0	1-2	6	5	11	4	9	0	3	1	0	29
21	Henriquez, Jordan	c	0-0	0-0	1-3	0	0	0	1	1	0	3	1	0	8
03	Irving, Martavious	g	0-3	0-1	0-0	0	1	1	1	0	0	1	0	1	15
22	McGruder, Rodney	g	6-16	4-7	3-4	7	3	10	3	19	4	2	0	2	39
55	Spradling, Will	g	4-15	3-12	0-0	0	1	1	5	11	4	4	0	1	32
01	Southwell, Shane		2-7	0-3	2-2	1	1	2	0	6	3	2	0	1	30
10	Ojeleye, Victor		0-0	0-0	0-0	1	1	2	1	0	0	2	0	0	3
11	Williams, Nino		3-6	1-3	5-6	5	4	9	3	12	1	1	0	1	15
24	Jones, Jeremy		5-7	2-4	0-0	0	2	2	0	12	2	0	1	0	14
42	Gipson, Thomas		1-3	0-0	1-1	1	0	1	2	3	2	0	0	0	15
Team						3	2	5			1				
Totals			25-64	10-30	13-18	24	20	44	20	73	16	19	3	6	200

FG % 1st Half: 11-33 33.3% 2nd half: 14-31 45.2% Game: 25-64 39.1%
 3FG % 1st Half: 3-13 23.1% 2nd half: 7-17 41.2% Game: 10-30 33.3%
 FT % 1st Half: 4-5 80.0% 2nd half: 9-13 69.2% Game: 13-18 72.2%

Deadball
Rebounds
2

Oklahoma 82 • 11-5, 1-3

##	Player		Total	3-Ptr	Rebounds										Min
			FG-FGA	FG-FGA	FT-FTA	Off	Def	Tot	PF	TP	A	TO	Blk	Stl	
04	Fitzgerald, Andrew	f	9-10	0-0	3-4	2	1	3	4	21	0	2	1	2	35
24	Osby, Romero	f	6-8	0-1	6-6	2	4	6	4	18	0	3	0	1	28
01	Grooms, Sam	g	1-4	0-0	2-2	1	2	3	3	4	9	3	1	2	36
02	Pledger, Steven	g	5-13	2-3	6-6	1	5	6	0	18	2	1	0	0	35
14	Blair, Carl	g	1-8	1-4	2-4	0	3	3	2	5	5	0	0	3	30
05	Washington, C.J.		1-1	0-0	0-0	0	0	0	2	2	0	0	0	1	11
15	Neal, Tyler		1-1	1-1	1-2	0	0	0	1	4	1	2	0	0	6
21	Clark, Cameron		4-6	0-0	2-2	0	3	3	0	10	0	2	0	2	14
32	Arent, Casey		0-0	0-0	0-0	0	0	0	0	0	0	0	0	1	5
Team						0	0	0							
Totals			28-51	4-9	22-26	6	18	24	16	82	17	13	2	12	200

FG % 1st Half: 14-31 45.2% 2nd half: 14-20 70.0% Game: 28-51 54.9%
 3FG % 1st Half: 2-6 33.3% 2nd half: 2-3 66.7% Game: 4-9 44.4%
 FT % 1st Half: 8-9 88.9% 2nd half: 14-17 82.4% Game: 22-26 84.6%

Deadball
Rebounds
1

Officials: David Hall, Rick Crawford, Ted Hillary

Technical fouls: Kansas State-None. Oklahoma-None.

Attendance: 8812

Estimated Attendance: 6473

Score by periods	1st	2nd	Total
Kansas State	29	44	73
Oklahoma	38	44	82

Points	In Paint	Off T/O	2nd Chance	Fast Break	Bench
KS	20	20	25	4	33
OU	20	30	5	6	16

Last FG - KS 2nd-00:57, OU 2nd-02:35.
 Largest lead - KS None, OU by 18 2nd-08:28.

Score tied - 0 times.
 Lead changed - 0 times.



1 SAM GROOMS

6-1, 203, JUNIOR, GUARD
GREENSBORO, N.C.
(CHIPOLA JUNIOR COLLEGE [FLA.])

PTS	REB	AST	MIN
6.5	3.0	5.5	30.6

GROOMS GAME BY GAME IN 2011-12

Date	Opponent	MIN	FG	3FG	FT	O-D-T	PF	A	TO	B	S	TP
N11	Idaho State	*37	2-10	0-2	7-8	3-3-6	3	8	2	0	2	11
N18	Coppin State	*23	1-6	0-3	2-4	2-2-4	2	1	3	0	0	4
N24	vs. Washington State	*33	3-6	1-1	2-4	1-0-1	2	10	1	0	1	9
N25	vs. Santa Clara	*27	2-6	0-3	8-12	0-5-5	1	6	1	0	0	12
N27	vs. Saint Louis	*24	0-1	0-0	0-0	0-2-2	4	1	2	0	0	0
D2	Sacramento State	*28	3-5	2-2	1-2	0-4-4	0	4	1	0	3	9
D8	Oral Roberts	*29	0-3	0-1	2-2	0-4-4	2	5	4	0	2	2
D10	Arkansas	*34	2-5	1-2	1-2	0-3-3	0	3	3	0	1	6
D17	vs. Houston	*38	3-8	1-1	3-4	0-2-2	0	8	0	0	0	10
D21	South Carolina State	*18	2-6	1-5	2-2	0-3-3	3	6	1	0	1	7
D29	at Cincinnati	*32	3-10	0-2	0-1	1-4-5	2	9	5	0	1	6
D31	Northwestern State	*23	5-7	0-0	1-1	0-3-3	1	4	3	0	1	11
J3	at Missouri (7)	*29	2-6	0-2	0-0	0-1-1	3	7	2	0	1	4
J7	Kansas (14)	*32	2-4	0-0	0-2	1-1-2	1	5	1	0	1	4
J9	at Oklahoma State	*24	1-7	0-2	0-0	1-1-2	1	0	3	0	0	2
J14	Kansas State (18)	*36	1-4	0-0	2-2	1-2-3	3	9	3	1	2	4
J17	Texas Tech	*35	2-8	0-1	3-4	0-4-4	4	4	1	1	1	7
J21	at Texas A&M	*44	4-10	0-0	1-2	1-2-3	2	7	1	0	0	9
J24	Baylor (6)	*35	3-6	0-1	1-2	0-0-0	3	7	0	0	0	7
J28	at Kansas State (22)											
F1	at Kansas											
F4	Iowa State											
F6	Missouri											
F11	at Texas Tech											
F14	Texas											
F18	at Iowa State											
F22	Oklahoma State											
F25	at Baylor											
F29	at Texas											
M3	Texas A&M											

* Starter

GROOMS' CAREER HIGHS

Points	12 vs. Santa Clara (11/25/11)
Field Goals	5 vs. Northwestern State (1/31)
Field Goal Attempts	10 (twice)
3-Point Field Goals	2 vs. Sacramento State (12/2/11)
3-Point Field Goal Attempts	3 (twice)
Free Throws Made	8 vs. Santa Clara (11/25/11)
Free Throw Attempts	12 vs. Santa Clara (11/25/11)
Rebounds	6 vs. Idaho State (11/11/11)
Assists	10 vs. Washington State (11/24/11)
Blocked Shots	1 (twice)
Steals	3 vs. Sacramento State (12/2/11)
Minutes Played	44 vs. Texas A&M (1/21/11)



2 STEVEN PLEDGER

6-4, 222, JUNIOR, GUARD
CHESAPEAKE, VA.
(ATLANTIC SHORES CHRISTIAN SCHOOL)

PTS	REB	3FG%	MIN
17.2	4.1	.427	32.2

PLEDGER GAME BY GAME IN 2011-12

Date	Opponent	MIN	FG	3FG	FT	O-D-T	PF	A	TO	B	S	TP
N11	Idaho State											DNP
N18	Coppin State	*20	8-14	3-8	1-1	1-1-2	3	3	0	0	0	20
N24	vs. Washington State	*25	4-8	3-6	3-3	1-1-2	3	0	1	0	3	14
N25	vs. Santa Clara	*31	10-15	4-8	2-4	3-4-7	1	0	1	0	0	26
N27	vs. Saint Louis	*35	4-13	1-4	2-3	0-3-3	4	2	2	0	1	11
D2	Sacramento State	*21	4-5	3-3	4-4	1-0-1	3	5	0	0	3	15
D8	Oral Roberts	*31	6-11	0-2	5-5	1-2-3	1	3	2	0	2	17
D10	Arkansas	*36	9-12	3-5	1-3	2-1-3	2	2	5	0	2	22
D17	vs. Houston	*37	10-13	4-5	7-7	4-6-10	1	0	1	0	2	31
D21	South Carolina State	*30	6-15	4-10	6-6	2-3-5	1	1	0	1	0	22
D29	at Cincinnati	*38	4-12	3-8	0-0	3-3-6	3	1	6	0	0	11
D31	Northwestern State	*33	6-11	3-5	3-4	1-1-2	0	5	2	1	0	18
J3	at Missouri (7)	*34	3-10	3-6	2-2	2-2-4	2	0	1	1	1	11
J7	Kansas (14)	*34	4-12	2-7	4-4	1-3-4	4	0	3	0	2	14
J9	at Oklahoma State	*37	3-13	1-5	2-2	0-3-3	5	1	0	0	0	9
J14	Kansas State (18)	*35	5-13	2-3	6-6	1-5-6	0	2	1	0	0	18
J17	Texas Tech	*32	6-13	1-6	4-4	1-2-3	2	0	3	1	1	17
J21	at Texas A&M	*37	5-15	4-10	2-2	0-4-4	3	3	0	0	2	16
J24	Baylor (6)	*34	7-15	3-9	0-0	3-3-6	1	4	4	0	0	17
J28	at Kansas State (22)											
F1	at Kansas											
F4	Iowa State											
F6	Missouri											
F11	at Texas Tech											
F14	Texas											
F18	at Iowa State											
F22	Oklahoma State											
F25	at Baylor											
F29	at Texas											
M3	Texas A&M											

* Starter

PLEDGER'S CAREER HIGHS

Points	38 vs. Iowa State (1/29/11)
Field Goals	12 vs. Iowa State (1/29/11)
Field Goal Attempts	20 vs. Iowa State (1/29/11)
3-Point Field Goals	7 vs. Iowa State (1/29/11)
3-Point Field Goal Attempts	14 vs. Houston (11/26/09)
Free Throws Made	7 vs. Iowa State (1/29/11)
Free Throw Attempts	8 (twice)
Rebounds	10 vs. Houston (12/17/11)
Assists	6 (twice)
Blocked Shots	2 (twice)
Steals	3 (six times)
Minutes Played	44 vs. Iowa State (1/29/11)



3 T.J. FRANKLIN

5-11, 175, SENIOR, GUARD
FORT WORTH, TEXAS
(NORTH CROWLEY HS)

PTS	REB	AST	MIN
0.2	0.4	0.2	2.9

FRANKLIN GAME BY GAME IN 2011-12

Date	Opponent	MIN	FG	3FG	FT	O-D-T	PF	A	TO	B	S	TP
N11	Idaho State	+0	0-0	0-0	0-0	0-0-0	0	0	0	0	0	0
N18	Coppin State	7	0-0	0-0	0-0	0-0-0	2	0	1	0	1	0
N24	vs. Washington State	1	0-1	0-0	0-0	0-1-1	0	0	0	0	0	0
N25	vs. Santa Clara					DNP						
N27	vs. Saint Louis					DNP						
D2	Sacramento State	9	1-3	0-2	0-0	0-0-0	0	1	1	0	1	2
D8	Oral Roberts	0+	0-0	0-0	0-0	0-0-0	0	0	0	0	0	0
D10	Arkansas	1	0-0	0-0	0-0	0-1-1	0	0	0	0	0	0
D17	vs. Houston					DNP						
D21	South Carolina State	6	0-2	0-0	0-0	1-0-1	1	1	1	0	0	0
D29	at Cincinnati					DNP						
D31	Northwestern State	1	0-1	0-0	0-0	0-0-0	0	0	1	0	0	0
J3	at Missouri (7)	2	0-1	0-0	0-0	0-1-0	0	0	0	0	0	0
J7	Kansas (14)	2	0-0	0-0	0-0	0-0-0	0	0	0	0	0	0
J9	at Oklahoma State					DNP						
J14	Kansas State (18)					DNP						
J17	Texas Tech					DNP						
J21	at Texas A&M					DNP						
J24	Baylor (6)					DNP						
J28	at Kansas State (22)											
F1	at Kansas											
F4	Iowa State											
F6	Missouri											
F11	at Texas Tech											
F14	Texas											
F18	at Iowa State											
F22	Oklahoma State											
F25	at Baylor											
F29	at Texas											
M3	Texas A&M											

* Starter

FRANKLIN'S CAREER HIGHS

Points	3 vs. Texas Southern (11/18/10)
Field Goals	1 (twice)
Field Goal Attempts	3 vs. Sacramento State (12/2/11)
3-Point Field Goals	None
3-Point Field Goal Attempts	2 vs. Sacramento State (12/2/11)
Free Throws Made	2 vs. Mount St. Mary's (11/14/09)
Free Throw Attempts	4 (twice)
Rebounds	2 (twice)
Assists	2 (three times)
Blocked Shots	None
Steals	1 (twice)
Minutes Played	9 vs. Sacramento State (12/2/11)



4 ANDREW FITZGERALD

6-8, 247, JUNIOR, FORWARD
BALTIMORE, MD.
(BREWSTER ACADEMY [N.H.])

PTS	REB	FG%	MIN
13.3	5.4	.493	27.2

FITZGERALD GAME BY GAME IN 2011-12

Date	Opponent	MIN	FG	3FG	FT	O-D-T	PF	A	TO	B	S	TP
N11	Idaho State	*23	2-7	0-0	3-3	0-1-1	3	0	0	2	0	7
N18	Coppin State	*19	4-11	0-0	2-2	5-3-8	2	0	1	0	1	10
N24	vs. Washington State	*30	4-9	0-0	1-4	2-5-7	2	0	2	1	0	9
N25	vs. Santa Clara	*30	4-7	0-0	4-4	5-8-13	3	0	0	2	0	12
N27	vs. Saint Louis	*17	2-6	0-0	0-0	0-2-2	4	0	1	0	1	4
D2	Sacramento State	*22	6-8	0-0	1-2	1-3-4	2	1	1	0	3	13
D8	Oral Roberts	*31	8-17	0-0	0-0	1-2-3	3	0	1	1	1	16
D10	Arkansas	*23	7-11	0-0	3-4	4-4-8	4	0	1	1	0	17
D17	vs. Houston	*35	4-16	0-0	2-4	5-1-6	2	2	1	0	1	10
D21	South Carolina State	*22	8-11	0-0	1-2	1-1-2	2	0	0	0	0	17
D29	at Cincinnati	*29	7-13	0-0	4-7	5-4-9	2	1	1	2	1	18
D31	Northwestern State	*17	5-9	0-0	4-4	1-0-1	4	0	2	0	0	14
J3	at Missouri (7)	*32	8-15	0-0	2-2	1-5-6	2	0	2	0	0	18
J7	Kansas (14)	*26	5-16	0-0	1-2	4-3-7	4	1	2	0	1	11
J9	at Oklahoma State	*25	4-10	0-0	4-6	5-4-9	4	0	0	0	0	12
J14	Kansas State (18)	*35	9-10	0-0	3-4	2-1-3	4	0	2	1	2	21
J17	Texas Tech	*29	5-11	0-0	3-4	1-3-4	5	1	2	0	0	13
J21	at Texas A&M	*37	8-14	0-0	1-1	4-3-7	2	0	1	1	1	17
J24	Baylor (6)	*35	6-14	0-0	1-2	2-1-3	2	0	0	0	2	13
J28	at Kansas State (22)											
F1	at Kansas											
F4	Iowa State											
F6	Missouri											
F11	at Texas Tech											
F14	Texas											
F18	at Iowa State											
F22	Oklahoma State											
F25	at Baylor											
F29	at Texas											
M3	Texas A&M											

* Starter

FITZGERALD'S CAREER HIGHS

Points	22 (three times)
Field Goals	9 vs. Kansas State (1/14/12)
Field Goal Attempts	17 (twice)
3-Point Field Goals	None
3-Point Field Goal Attempts	None
Free Throws Made	6 (five times)
Free Throw Attempts	8 vs. Texas A&M (3/6/10)
Rebounds	13 (twice)
Assists	3 vs. Baylor (2/27/10)
Blocked Shots	3 vs. Texas Tech (1/18/11)
Steals	5 vs. North Carolina Central (11/15/10)
Minutes Played	39 (twice)



5 C.J. WASHINGTON

6-7, 230, SENIOR, FORWARD
STRINGTOWN, OKLA.
(CONNORS STATE COLLEGE)

PTS	REB	AST	MIN
2.3	3.2	0.3	9.9


WASHINGTON GAME BY GAME IN 2011-12

Date	Opponent	MIN	FG	3FG	FT	O-D-T	PF	A	TO	B	S	TP
N11	Idaho State					DNP						
N18	Coppin State	18	3-4	0-0	0-0	3-5-8	2	3	1	0	0	6
N24	vs. Washington State	3	0-2	0-0	0-0	1-1-2	0	0	0	0	0	0
N25	vs. Santa Clara	8	0-1	0-0	0-0	0-4-4	0	0	0	1	0	0
N27	vs. Saint Louis	10	1-2	0-0	0-0	0-2-2	0	0	0	0	0	2
D2	Sacramento State	17	1-1	0-0	0-0	0-1-1	2	1	1	2	0	2
D8	Oral Roberts	17	3-4	0-0	2-2	3-3-6	2	1	0	0	0	8
D10	Arkansas	3	0-2	0-0	0-0	0-2-2	0	0	1	0	0	0
D17	vs. Houston	4	0-0	0-0	0-0	0-0-0	0	0	0	0	0	0
D21	South Carolina State	13	2-6	0-0	1-2	7-5-12	2	0	0	0	0	5
D29	at Cincinnati	6	0-0	0-0	0-0	0-2-2	0	0	0	0	0	0
D31	Northwestern State	14	4-5	0-0	0-0	2-3-5	0	0	0	3	3	8
J3	at Missouri (7)	8	0-1	0-0	0-0	0-2-2	2	0	0	0	0	0
J7	Kansas (14)	17	1-2	0-0	0-2	2-0-2	1	0	1	1	0	2
J9	at Oklahoma State	2	0-1	0-0	0-0	0-0-0	0	0	0	0	0	0
J14	Kansas State (18)	11	1-1	0-0	0-0	0-0-0	2	0	0	0	1	2
J17	Texas Tech	10	0-1	0-0	0-0	2-2-4	1	0	1	1	1	0
J21	at Texas A&M	11	2-2	0-0	0-0	2-2-4	3	0	0	1	1	4
J24	Baylor (6)	6	1-1	0-0	0-0	1-1-2	1	1	0	0	0	2
J28	at Kansas State (22)											
F1	at Kansas											
F4	Iowa State											
F6	Missouri											
F11	at Texas Tech											
F14	Texas											
F18	at Iowa State											
F22	Oklahoma State											
F25	at Baylor											
F29	at Texas											
M3	Texas A&M											

* Starter

WASHINGTON'S CAREER HIGHS

Points	9 (twice)
Field Goals	4 (twice)
Field Goal Attempts	6 (three times)
3-Point Field Goals	None
3-Point Field Goal Attempts	None
Free Throws Made	4 (twice)
Free Throw Attempts	6 vs. Sacramento State (12/21/10)
Rebounds	12 vs. South Carolina State (12/21/11)
Assists	3 vs. Coppin State (11/18/11)
Blocked Shots	3 (twice)
Steals	3 vs. Northwestern State (12/31/11)
Minutes Played	25 vs. Texas Tech (3/2/11)



13 JAMES FRASCHILLA

5-10, 142, FRESHMAN, GUARD
DALLAS, TEXAS
(HIGHLAND PARK HS)

PTS	REB	AST	MIN
0.3	0.1	0.0	1.3

FRASCHILLA GAME BY GAME IN 2011-12

Date	Opponent	MIN	FG	3FG	FT	O-D-T	PF	A	TO	B	S	TP
N11	Idaho State					DNP						
N18	Coppin State	2	0-0	0-0	0-0	0-0-0	1	0	0	0	0	0
N24	vs. Washington State					DNP						
N25	vs. Santa Clara					DNP						
N27	vs. Saint Louis					DNP						
D2	Sacramento State					DNP						
D8	Oral Roberts	0+	0-0	0-0	0-0	0-0-0	0	0	0	0	0	0
D10	Arkansas	1	0-0	0-0	0-0	0-0-0	0	0	0	0	0	0
D17	vs. Houston					DNP						
D21	South Carolina State	2	1-2	0-0	0-0	1-0-1	1	0	0	0	0	2
D29	at Cincinnati					DNP						
D31	Northwestern State	1	0-0	0-0	0-0	0-0-0	0	0	0	0	0	0
J3	at Missouri (7)	2	0-0	0-0	0-0	0-0-0	0	0	0	0	0	0
J7	Kansas (14)	1	0-0	0-0	0-0	0-0-0	0	0	0	0	0	0
J9	at Oklahoma State					DNP						
J14	Kansas State (18)					DNP						
J17	Texas Tech					DNP						
J21	at Texas A&M					DNP						
J24	Baylor (6)					DNP						
J28	at Kansas State (22)											
F1	at Kansas											
F4	Iowa State											
F6	Missouri											
F11	at Texas Tech											
F14	Texas											
F18	at Iowa State											
F22	Oklahoma State											
F25	at Baylor											
F29	at Texas											
M3	Texas A&M											

* Starter

FRASCHILLA'S CAREER HIGHS

Points	2 vs. South Carolina State (12/21/11)
Field Goals	1 vs. South Carolina State (12/21/11)
Field Goal Attempts	2 vs. South Carolina State (12/21/11)
3-Point Field Goals	None
3-Point Field Goal Attempts	None
Free Throws Made	None
Free Throw Attempts	None
Rebounds	1 vs. South Carolina State (12/21/11)
Assists	None
Blocked Shots	None
Steals	None
Minutes Played	2 (three times)



14 CARL BLAIR

6-2, 205, JUNIOR, GUARD
HOUSTON, TEXAS
(UNIVERSITY OF NEW ORLEANS)

PTS	REB	AST	MIN
4.1	2.1	2.7	16.1

BLAIR GAME BY GAME IN 2011-12


Date	Opponent	MIN	FG	3FG	FT	O-D-T	PF	A	TO	B	S	TP
N11	Idaho State	*27	3-7	3-6	3-6	0-6-6	4	5	2	0	0	12
N18	Coppin State	12	2-3	2-3	0-0	0-0-0	3	4	4	0	1	6
N24	vs. Washington State	6	0-1	0-1	0-0	0-0-0	1	0	3	0	0	0
N25	vs. Santa Clara	13	0-1	0-0	2-2	0-0-0	2	2	3	0	1	2
N27	vs. Saint Louis	17	1-4	1-2	0-0	0-1-1	0	1	4	0	2	3
D2	Sacramento State	17	1-3	1-3	2-2	3-2-5	0	3	1	0	1	5
D8	Oral Roberts	13	1-1	0-0	0-1	0-0-0	1	3	2	0	0	2
D10	Arkansas	14	0-1	0-0	3-4	0-2-2	1	2	1	0	2	3
D17	vs. Houston	13	0-1	0-0	0-0	1-1-2	1	2	1	0	1	0
D21	South Carolina State	19	1-4	1-3	0-0	1-1-2	2	5	2	0	1	3
D29	at Cincinnati	13	0-0	0-0	0-0	0-1-1	2	1	2	0	2	0
D31	Northwestern State	17	0-1	0-0	2-3	0-2-2	3	6	3	1	1	2
J3	at Missouri (7)	11	0-1	0-1	2-2	0-0-0	2	1	2	0	0	0
J7	Kansas (14)	12	2-3	1-1	6-6	0-0-0	1	3	1	0	2	11
J9	at Oklahoma State	30	6-16	2-7	6-7	3-7-10	3	2	4	0	5	20
J14	Kansas State (18)	*30	1-8	1-4	2-4	0-3-3	2	5	0	0	3	5
J17	Texas Tech	*22	0-3	0-3	0-0	0-2-2	1	4	2	0	2	0
J21	at Texas A&M	*10	0-2	0-2	0-0	1-2-3	3	3	2	0	1	0
J24	Baylor (6)	9	1-1	0-0	0-0	0-1-1	1	1	2	0	1	2
J28	at Kansas State (22)											
F1	at Kansas											
F4	Iowa State											
F6	Missouri											
F11	at Texas Tech											
F14	Texas											
F18	at Iowa State											
F22	Oklahoma State											
F25	at Baylor											
F29	at Texas											
M3	Texas A&M											

* Starter

BLAIR'S CAREER HIGHS

Points23 vs. Arkansas State (2/6/10*)
Field Goals6 (five times)
Field Goal Attempts16 vs. Oklahoma State (1/9/12)
3-Point Field Goals3 (twice)
3-Point Field Goal Attempts7 (four times)
Free Throws Made9 (four times)
Free Throw Attempts13 vs. Colorado (1/22/11)
Rebounds11 vs. Florida International (1/2/10)
Assists11 (twice)
Blocked Shots1 (four times)
Steals5 vs. Oklahoma State (1/9/12)
Minutes Played40 (twice*)

* At University of New Orleans



15 TYLER NEAL

6-7, 227, SOPHOMORE, FORWARD
OKLAHOMA CITY, OKLA.
(PUTNAM CITY WEST HS)

PTS	REB	3FG%	MIN
4.5	2.6	.356	14.9

NEAL GAME BY GAME IN 2011-12

Date	Opponent	MIN	FG	3FG	FT	O-D-T	PF	A	TO	B	S	TP
N11	Idaho State	15	2-3	0-0	0-0	4-3-7	1	1	2	0	1	4
N18	Coppin State	18	3-8	3-6	0-0	1-2-3	3	1	1	0	0	9
N24	vs. Washington State	13	0-1	0-1	2-2	0-3-3	2	0	0	1	0	2
N25	vs. Santa Clara	8	1-2	1-2	0-0	0-2-2	2	0	0	0	0	3
N27	vs. Saint Louis	16	1-2	1-2	4-4	1-0-1	1	0	0	0	1	7
D2	Sacramento State	19	3-7	2-5	0-0	0-3-3	1	1	2	0	0	8
D8	Oral Roberts	19	1-1	1-1	2-2	0-3-3	1	1	2	0	2	5
D10	Arkansas	28	5-9	4-8	4-4	0-5-5	3	4	1	0	0	18
D17	vs. Houston	23	2-4	1-3	4-5	2-4-6	3	1	1	0	2	9
D21	South Carolina State	17	1-7	0-3	1-2	0-2-2	1	1	1	0	2	3
D29	at Cincinnati	21	3-8	2-6	0-1	1-4-5	5	0	1	0	0	8
D31	Northwestern State	14	1-1	0-0	0-0	0-1-1	2	0	3	0	0	2
J3	at Missouri (7)	14	0-3	0-1	0-0	0-0-0	2	1	2	0	0	0
J7	Kansas (14)	9	0-1	0-1	1-2	0-0-0	0	0	1	1	1	1
J9	at Oklahoma State	21	0-3	0-2	0-0	5-2-7	3	0	1	0	2	0
J14	Kansas State (18)	6	1-1	1-1	1-2	0-0-0	1	1	2	0	0	4
J17	Texas Tech	8	1-2	0-1	0-0	0-0-0	0	0	1	0	0	2
J21	at Texas A&M	8	0-2	0-2	0-0	0-1-1	0	0	1	0	0	0
J24	Baylor (6)	7	0-0	0-0	0-0	0-0-0	0	1	0	0	0	0
J28	at Kansas State (22)											
F1	at Kansas											
F4	Iowa State											
F6	Missouri											
F11	at Texas Tech											
F14	Texas											
F18	at Iowa State											
F22	Oklahoma State											
F25	at Baylor											
F29	at Texas											
M3	Texas A&M											

* Starter

NEAL'S CAREER HIGHS

Points18 vs. Arkansas (12/10/12)
Field Goals5 vs. Arkansas (12/10/12)
Field Goal Attempts9 vs. Arkansas (12/10/12)
3-Point Field Goals4 vs. Arkansas (12/10/12)
3-Point Field Goal Attempts8 vs. Arkansas (12/10/12)
Free Throws Made6 vs. Virginia (11/23/10)
Free Throw Attempts6 (three times)
Rebounds7 (three times)
Assists4 vs. Arkansas (12/10/12)
Blocked Shots1 (four times)
Steals2 (four times)
Minutes Played28 (twice)



21 CAMERON CLARK

6-6, 198, SOPHOMORE, GUARD
SHERMAN, TEXAS
(SHERMAN HS)

PTS	REB	AST	MIN
8.3	3.5	1.5	24.9

CLARK GAME BY GAME IN 2011-12

Date	Opponent	MIN	FG	3FG	FT	O-D-T	PF	A	TO	B	S	TP
N11	Idaho State	*22	1-10	0-3	0-2	1-2-3	2	0	1	0	2	2
N18	Coppin State	*20	2-8	0-0	0-0	1-3-4	1	4	1	2	1	4
N24	vs. Washington State	*29	5-9	0-1	1-3	1-1-2	2	1	2	0	1	11
N25	vs. Santa Clara	*26	3-10	0-0	5-6	2-0-2	3	1	2	0	0	11
N27	vs. Saint Louis	*28	7-13	0-0	0-2	3-3-6	3	1	2	1	0	14
D2	Sacramento State	*26	7-12	3-5	1-2	0-3-3	1	3	0	3	2	18
D8	Oral Roberts	*30	5-8	2-2	4-6	1-7-8	2	2	2	0	0	16
D10	Arkansas	*13	0-3	0-1	0-0	0-1-1	2	3	1	0	0	0
D17	vs. Houston	*26	6-11	0-1	2-2	0-2-2	3	0	4	0	0	14
D21	South Carolina State	*26	4-10	0-0	0-0	1-1-2	0	1	1	2	1	8
D29	at Cincinnati	*21	0-7	0-0	0-0	0-2-2	2	3	1	0	0	0
D31	Northwestern State	*30	1-5	0-0	2-2	1-8-9	3	0	3	0	0	4
J3	at Missouri (7)	*28	2-7	0-0	4-4	1-0-1	0	3	0	0	0	8
J7	Kansas (14)	*30	2-4	0-0	5-5	0-5-5	1	1	2	0	0	9
J9	at Oklahoma State	*14	2-7	0-0	0-0	1-6-7	4	3	0	0	1	4
J14	Kansas State (18)	14	4-6	0-0	2-2	0-3-3	0	0	2	0	2	10
J17	Texas Tech	23	3-9	0-0	4-6	0-3-3	0	0	1	0	2	10
J21	at Texas A&M	35	3-8	0-0	1-2	0-3-3	4	2	2	0	0	7
J24	Baylor (6)	*32	4-10	0-1	0-0	0-1-1	4	0	1	0	1	8
J28	at Kansas State (22)											
F1	at Kansas											
F4	Iowa State											
F6	Missouri											
F11	at Texas Tech											
F14	Texas											
F18	at Iowa State											
F22	Oklahoma State											
F25	at Baylor											
F29	at Texas											
M3	Texas A&M											

* Starter

CLARK'S CAREER HIGHS

Points	26 vs. Central Arkansas (12/30/10)
Field Goals	11 vs. Baylor (2/2/11)
Field Goal Attempts	19 vs. Baylor (2/2/11)
3-Point Field Goals	4 vs. Central Arkansas (12/30/10)
3-Point Field Goal Attempts	7 vs. Baylor (2/2/11)
Free Throws Made	6 vs. Oklahoma State (3/5/11)
Free Throw Attempts	7 vs. Oklahoma State (3/5/11)
Rebounds	11 vs. Coppin State (11/12/10)
Assists	4 (twice)
Blocked Shots	3 vs. Sacramento State (12/2/11)
Steals	3 vs. Oral Roberts (12/11/10)
Minutes Played	44 vs. Iowa State (1/29/11)



24 ROMERO OSBY

6-8, 232, JUNIOR, FORWARD
MERIDIAN, MISS.
(MISSISSIPPI STATE UNIVERSITY)

PTS	REB	FG%	MIN
12.1	8.3	.500	29.4

OSBY GAME BY GAME IN 2011-12

Date	Opponent	MIN	FG	3FG	FT	O-D-T	PF	A	TO	B	S	TP
N11	Idaho State	*31	5-9	1-1	6-7	6-4-10	3	4	2	2	1	17
N18	Coppin State	*22	4-8	0-0	3-4	4-6-10	0	0	0	1	1	11
N24	vs. Washington State	*26	3-7	1-2	2-2	2-4-6	2	0	0	0	0	9
N25	vs. Santa Clara	*32	3-8	0-1	3-4	3-7-10	2	1	3	1	0	9
N27	vs. Saint Louis	*24	6-13	0-1	2-4	4-2-6	3	0	1	0	0	14
D2	Sacramento State	*23	4-5	0-0	0-0	2-2-4	0	3	1	0	1	8
D8	Oral Roberts	*21	3-4	0-1	1-2	4-3-7	5	0	1	2	0	7
D10	Arkansas	*32	2-5	0-0	6-6	2-5-7	0	2	2	2	0	10
D17	vs. Houston	*19	2-11	0-0	1-2	5-5-10	2	0	1	1	1	5
D21	South Carolina State	*27	4-13	0-0	2-6	4-14-18	1	1	1	1	3	10
D29	at Cincinnati	*38	6-10	0-0	0-0	2-10-12	1	0	1	0	0	12
D31	Northwestern State	*31	8-13	0-0	2-2	0-5-5	1	0	0	2	0	18
J3	at Missouri (7)	*32	3-7	0-1	0-0	0-3-3	2	1	0	1	1	6
J7	Kansas (14)	*29	3-8	0-0	3-4	4-5-9	1	0	5	0	0	9
J9	at Oklahoma State	*38	8-17	1-1	1-5	6-4-10	3	1	2	1	1	18
J14	Kansas State (18)	*28	6-8	0-1	6-6	2-4-6	4	0	3	0	1	18
J17	Texas Tech	*32	4-7	0-0	7-8	2-6-8	3	0	1	5	1	15
J21	at Texas A&M	*35	8-10	0-0	2-4	3-2-5	4	2	2	1	0	18
J24	Baylor (6)	*38	5-11	0-1	6-7	5-6-11	2	0	1	2	1	16
J28	at Kansas State (22)											
F1	at Kansas											
F4	Iowa State											
F6	Missouri											
F11	at Texas Tech											
F14	Texas											
F18	at Iowa State											
F22	Oklahoma State											
F25	at Baylor											
F29	at Texas											
M3	Texas A&M											

* Starter

OSBY'S CAREER HIGHS

Points	18 (four times)
Field Goals	8 (three times)
Field Goal Attempts	17 vs. Oklahoma State (1/9/12)
3-Point Field Goals	2 (five times)
3-Point Field Goal Attempts	3 (seven times)
Free Throws Made	7 (twice)
Free Throw Attempts	10 vs. Texas Tech (11/29/08*)
Rebounds	18 vs. South Carolina State (12/21/11)
Assists	4 (three times)
Blocked Shots	5 vs. Texas Tech (1/17/12)
Steals	3 (twice)
Minutes Played	38 (four times)

* At Mississippi State



31 BARRY HONORÉ

6-7, 270, SENIOR, FORWARD
GARLAND, TEXAS
(SOUTHERN UNIVERSITY)

PTS	REB	BLK	MIN
0.9	1.0	0.5	5.1


HONORÉ GAME BY GAME IN 2011-12

Date	Opponent	MIN	FG	3FG	FT	O-D-T	PF	A	TO	B	S	TP
N11	Idaho State	5	1-1	0-0	0-0	0-0-0	0	0	0	2	0	2
N18	Coppin State	8	0-0	0-0	2-2	2-1-3	0	0	1	1	0	2
N24	vs. Washington State	1	0-0	0-0	0-0	0-0-0	0	0	0	0	0	0
N25	vs. Santa Clara	2	0-0	0-0	0-0	0-0-0	1	0	1	0	0	0
N27	vs. Saint Louis	1	0-0	0-0	0-0	0-0-0	0	0	0	0	0	0
D2	Sacramento State	5	1-3	0-0	0-0	1-0-1	1	0	1	1	0	2
D8	Oral Roberts	3	0-2	0-0	0-0	0-0-0	0	0	0	0	0	0
D10	Arkansas	10	1-1	0-0	0-0	2-1-3	2	0	0	1	0	2
D17	vs. Houston	5	0-0	0-0	0-0	0-0-0	0	0	0	1	0	0
D21	South Carolina State	10	1-1	0-0	0-0	2-0-2	0	0	0	1	0	2
D29	at Cincinnati	2	0-0	0-0	0-0	0-1-1	0	0	0	0	0	0
D31	Northwestern State	12	1-2	0-0	2-4	3-1-4	1	2	1	0	0	4
J3	at Missouri (7)	4	0-1	0-0	0-0	0-0-0	1	0	0	0	0	0
J7	Kansas (14)	7	0-0	0-0	0-1	2-0-2	0	0	1	1	0	0
J9	at Oklahoma State	4	0-0	0-0	0-0	0-0-0	0	0	0	0	0	0
J14	Kansas State (18)					DNP						
J17	Texas Tech	3	0-0	0-0	0-0	0-0-0	1	0	0	0	0	0
J21	at Texas A&M					DNP						
J24	Baylor (6)					DNP						
J28	at Kansas State (22)											
F1	at Kansas											
F4	Iowa State											
F6	Missouri											
F11	at Texas Tech											
F14	Texas											
F18	at Iowa State											
F22	Oklahoma State											
F25	at Baylor											
F29	at Texas											
M3	Texas A&M											

* Starter

HONORÉ'S OKLAHOMA HIGHS

Points	6 (twice)
Field Goals	3 (twice)
Field Goal Attempts	4 vs. Texas Southern (11/18/10)
3-Point Field Goals	None
3-Point Field Goal Attempts	1 vs. Texas A&M (1/8/11)
Free Throws Made	2 vs. Northwestern State (12/31/11)
Free Throw Attempts	4 vs. Northwestern State (12/31/11)
Rebounds	4 vs. Northwestern State (12/31/11)
Assists	2 (twice)
Blocked Shots	2 (twice)
Steals	None
Minutes Played	19 vs. Texas Southern (11/18/10)



32 CASEY ARENT

6-10, 227, JUNIOR, CENTER
PENRYN, CALIF.
(SIERRA COLLEGE)

PTS	REB	STL	MIN
1.5	2.3	0.4	7.7

ARENT GAME BY GAME IN 2011-12

Date	Opponent	MIN	FG	3FG	FT	O-D-T	PF	A	TO	B	S	TP
N11	Idaho State	12	1-2	0-0	2-2	1-0-1	1	0	3	0	1	4
N18	Coppin State	13	3-5	0-0	0-0	3-6-9	2	1	1	1	0	6
N24	vs. Washington State	9	1-3	0-0	0-0	2-1-3	0	0	2	1	0	2
N25	vs. Santa Clara	8	1-2	0-0	0-0	1-1-2	2	0	0	0	0	2
N27	vs. Saint Louis	15	1-2	0-0	0-0	1-0-1	3	0	0	0	0	2
D2	Sacramento State	13	0-2	0-0	0-0	1-2-3	1	0	3	0	2	0
D8	Oral Roberts	6	0-3	0-0	0-0	2-0-2	2	0	1	0	0	0
D10	Arkansas	5	0-1	0-0	0-0	0-0-0	2	0	1	0	1	0
D17	vs. Houston					DNP						
D21	South Carolina State	10	2-4	0-0	0-0	4-5-9	2	0	1	0	0	4
D29	at Cincinnati					DNP						
D31	Northwestern State	7	0-0	0-0	2-2	0-1-1	3	0	0	0	0	2
J3	at Missouri (7)	4	0-2	0-0	0-0	1-1-2	1	0	0	0	0	0
J7	Kansas (14)	1	0-0	0-0	0-0	0-0-0	0	0	0	0	0	0
J9	at Oklahoma State	5	0-0	0-0	0-0	0-1-1	0	0	0	0	0	0
J14	Kansas State (18)	5	0-0	0-0	0-0	0-0-0	0	0	0	0	1	0
J17	Texas Tech	6	0-0	0-0	0-0	0-1-1	4	0	0	0	1	0
J21	at Texas A&M	8	2-2	0-0	0-0	2-2-4	2	0	0	0	0	4
J24	Baylor (6)	4	0-0	0-0	0-0	0-0-0	0	0	0	0	0	0
J28	at Kansas State (22)											
F1	at Kansas											
F4	Iowa State											
F6	Missouri											
F11	at Texas Tech											
F14	Texas											
F18	at Iowa State											
F22	Oklahoma State											
F25	at Baylor											
F29	at Texas											
M3	Texas A&M											

* Starter

ARENT'S CAREER HIGHS

Points	6 vs. Coppin State (11/18/11)
Field Goals	3 vs. Coppin State (11/18/11)
Field Goal Attempts	5 vs. Coppin State (11/18/11)
3-Point Field Goals	None
3-Point Field Goal Attempts	None
Free Throws Made	2 (twice)
Free Throw Attempts	2 (twice)
Rebounds	9 (twice)
Assists	1 vs. Coppin State (11/18/11)
Blocked Shots	1 (twice)
Steals	2 vs. Sacramento State (12/2/11)
Minutes Played	15 vs. Saint Louis (11/27/11)

ROSTERS

NUMERICAL

No.	Name	Pos.	Cl.	Ht.	Wt.	Hometown (Last School)
1	Sam Grooms	G	Jr.	6-1	203	Greensboro, N.C. (Chipola College [Fla.])
2	Steven Pledger**	G	Jr.	6-4	222	Chesapeake, Va. (Atlantic Shores Christian School)
3	T.J. Franklin^	G	Sr.	5-11	175	Fort Worth, Texas (North Crowley HS)
4	Andrew Fitzgerald**	F	Jr.	6-8	247	Baltimore, Md. (Brewster Academy [N.H.])
5	C.J. Washington*	F	Sr.	6-7	230	Stringtown, Okla. (Connors State JC)
12	Jarrold Kruger#	G	So.	6-1	174	Topeka, Kan. (Kansas State University)
13	James Fraschilla^	G	Fr.	5-10	142	Dallas, Texas (Highland Park HS)
14	Carl Blair*	G	Jr.	6-2	205	Houston, Texas (University of New Orleans)
15	Tyler Neal*	F	So.	6-7	227	Oklahoma City, Okla. (Putnam City West HS)
21	Cameron Clark*	G	So.	6-6	198	Sherman, Texas (Sherman HS)
22	Amath M'Baye#	F	Jr.	6-9	214	Bordeaux, France (University of Wyoming)
24	Romero Osby	F	Jr.	6-8	232	Meridian, Miss. (Mississippi State University)
31	Barry Honoré*^	F	Sr.	6-7	270	Garland, Texas (Southern University)
32	Casey Arent	C	Jr.	6-10	227	Penryn, Calif. (Sierra College)

ALPHABETICAL

No.	Name	Pos.	Cl.	Ht.	Wt.	Hometown (Last School)
32	Casey Arent	C	Jr.	6-10	227	Penryn, Calif. (Sierra College)
14	Carl Blair*	G	Jr.	6-2	205	Houston, Texas (University of New Orleans)
21	Cameron Clark*	G	So.	6-6	198	Sherman, Texas (Sherman HS)
4	Andrew Fitzgerald**	F	Jr.	6-8	247	Baltimore, Md. (Brewster Academy [N.H.])
3	T.J. Franklin^	G	Sr.	5-11	175	Fort Worth, Texas (North Crowley HS)
13	James Fraschilla^	G	Fr.	5-10	142	Dallas, Texas (Highland Park HS)
1	Sam Grooms	G	Jr.	6-1	203	Greensboro, N.C. (Chipola College [Fla.])
31	Barry Honoré*^	F	Sr.	6-7	270	Garland, Texas (Southern University)
12	Jarrold Kruger#	G	So.	6-1	174	Topeka, Kan. (Kansas State University)
22	Amath M'Baye#	F	Jr.	6-9	214	Bordeaux, France (University of Wyoming)
15	Tyler Neal*	F	So.	6-7	227	Oklahoma City, Okla. (Putnam City West HS)
24	Romero Osby	F	Jr.	6-8	232	Meridian, Miss. (Mississippi State University)
2	Steven Pledger**	G	Jr.	6-4	222	Chesapeake, Va. (Atlantic Shores Christian School)
5	C.J. Washington*	F	Sr.	6-7	230	Stringtown, Okla. (Connors State JC)

* Letters earned at Oklahoma

^ Walk-on

Sitting out the 2011-12 season due to NCAA transfer rules

STAFF

Head Coach: Lon Kruger (Kansas State '75)

Assistant Coaches:

Chris Crutchfield (Nebraska-Omaha '92)

Steve Henson (Kansas State '90)

Lew Hill (Wichita State '88)

Director of Operations:

Mike Shepherd (Kansas State '98)

Video Coordinator:

Scott Thompson (Mississippi '02)

Director of Student-Athlete Performance:

Jozsef Szendrei (Oklahoma '03)

Trainer: Alex Brown (Appalachian State '79)

PRONUNCIATION GUIDE

Casey **Arent**: ARNT

James **Fraschilla**: frush-SHILL-UH

Barry **Honoré**: ahn-o-RAY

Amath M'Baye: ah-MOTT EM-by

Romero **Osby**: AHZ-bee